

# **LECTURE NOTES**

**ON**

**APPLIED CHEMISTRY  
ACADEMIC YEAR 2021-22**

**I B.Tech –II SEMESTER (R20)**

**CSE**

**E MINNIBABU, Assistant Professor**



**DEPARTMENT OF HUMANITIES AND BASIC SCIENCES**

**V S M COLLEGE OF ENGINEERING  
RAMCHANDRAPURAM  
E.G DISTRICT  
533255**



JAWAHARLAL NEHRU TECHNOLOGICAL UNIVERSITY KAKINADA

KAKINADA – 533 003, Andhra Pradesh, India

DEPARTMENT OF COMPUTER SCIENCE &ENGINEERING

I Year - II Semester	L	T	P	C
	3	0	0	3
APPLIED CHEMISTRY				

### Course Objectives

- Importance of usage of plastics in household appliances and composites (FRP) in aerospace and automotive industries.
- Outline the basics for the construction of electrochemical cells, batteries and fuel cells. Understand the mechanism of corrosion and how it can be prevented.
- Explain the preparation of semiconductors and nanomaterials, engineering applications of nanomaterials, superconductors and liquid crystals.
- Recall the increase in demand for power and hence alternative sources of power are studied due to depleting sources of fossil fuels. Advanced instrumental techniques are introduced.
- Outline the basics of computational chemistry and molecular switches

### UNIT I: POLYMER TECHNOLOGY

8 hrs

Polymerisation:- Introduction, methods of polymerization (emulsion and suspension), mechanical properties.

Plastics: Compounding, fabrication (compression, injection, blown film and extrusion), preparation, properties and applications (PVC, polycarbonates and Bakelite), mention some examples of plastic materials used in electronic gadgets, recycling of e-plastic waste (waste to wealth).

Elastomers:- Introduction, preparation, properties and applications (Buna S, thiokol and polyurethanes).

Composite materials: Fiber reinforced plastics, conducting polymers, biodegradable polymers, biopolymers, biomedical polymers.

**Course Outcomes:** At the end of this unit, the students will be able to

- Analyze the different types of composite plastic materials and interpret the mechanism of conduction in conducting polymers.

### UNIT II: ELECTROCHEMICAL CELLS AND CORROSION

10 hrs

Single electrode potential, electrochemical series and uses of series, standard hydrogen electrode, calomel electrode, construction of glass electrode, batteries (Dry cell, Li ion battery and zinc air cells), fuel cells (H<sub>2</sub>-O<sub>2</sub>, CH<sub>3</sub>OH-O<sub>2</sub>, phosphoric acid and molten carbonate).

**Corrosion:-** Definition, theories of corrosion (chemical and electrochemical), galvanic corrosion, differential aeration corrosion, stress corrosion, galvanic series, factors influencing rate of corrosion, corrosion control (proper designing and cathodic protection), Protective coatings (surface preparation, cathodic coatings, anodic coatings, electroplating and electroless plating [nickel]), Paints (constituents, functions and special paints).

**Course Outcomes:** At the end of this unit, the students will be able to

- Utilize the theory of construction of electrodes, batteries and fuel cells in redesigning new engineering products and categorize the reasons for corrosion and study methods to control corrosion.



## JAWAHARLAL NEHRU TECHNOLOGICAL UNIVERSITY KAKINADA

KAKINADA – 533 003, Andhra Pradesh, India

DEPARTMENT OF COMPUTER SCIENCE &ENGINEERING

### UNIT III: MATERIAL CHEMISTRY

10 hrs

Part I : Non-elemental semiconducting materials:- Stoichiometric, controlled valency & chalcogen photo/semiconductors-preparation of semiconductors (distillation, zone refining, Czochralski crystal pulling, epitaxy, diffusion, ion implantation) - Semiconductor devices (p-n junction diode as rectifier, junction transistor).

Insulators & magnetic materials: electrical insulators-ferro and ferri magnetism-Hall effect and its applications.

Part II: Nano materials:- Introduction, sol-gel method, characterization by (Brunauer Emmet Teller [BET]), (scanning electron microscopy [SEM]) and (transmission electron microscopy [TEM]), applications of graphene and fullerenes, carbon nanotubes (types, preparation and applications)

Liquid crystals:- Introduction-types-applications.

Super conductors:-Type –I, Type II-characteristics and applications

**Course Outcomes:** At the end of this unit, the students will be able to

- Synthesize nanomaterials for modern advances of engineering technology.
- Summarize the preparation of semiconductors; analyze the applications of liquid crystals and superconductors.

### UNIT IV: SPECTROSCOPIC TECHNIQUES & NON-CONVENTIONAL ENERGY SOURCES

10 hrs

#### Part A: SPECTROSCOPIC TECHNIQUES

Electromagnetic spectrum-UV (laws of absorption, instrumentation, theory of electronic spectroscopy, Frank-condon principle, chromophores and auxochromes, intensity shifts, applications), FT-IR [instrumentation and differentiation of  $sp$ ,  $sp^2$ ,  $sp^3$  and IR stretching of functional groups (alcohols, carbonyls, amines) applications], magnetic resonance imaging and CT scan (procedure & applications).

#### Part B: NON-CONVENTIONAL ENERGY SOURCES

Design, working, schematic diagram, advantages and disadvantages of photovoltaic cell, hydropower, geothermal power, tidal and wave power, ocean thermal energy conversion.

**Course Outcomes:** At the end of this unit, the students will be able to

- Analyze the principles of different analytical instruments and their applications.
- Design models for energy by different natural sources.

### UNIT V: ADVANCED CONCEPTS/TOPICS IN CHEMISTRY

8 hrs

Computational chemistry: Introduction to computational chemistry, molecular modelling and docking studies

Molecular switches: characteristics of molecular motors and machines, Rotaxanes and Catenanes as artificial molecular machines, prototypes – linear motions in rotaxanes, an acid-base controlled molecular shuttle, a molecular elevator, an autonomous light-powered molecular motor

**Course Outcomes:** At the end of this unit, the students will be able to

- Obtain the knowledge of computational chemistry and molecular machines

#### Text Books:

1. P.C. Jain and M. Jain “Engineering Chemistry”, 15/e, Dhanpat Rai & Sons, Delhi, (Latest edition).
2. Shikha Agarwal, “Engineering Chemistry”, Cambridge University Press, New Delhi, (2019).
3. S.S. Dara, “A Textbook of Engineering Chemistry”, S.Chand & Co, (2010).
4. Shashi Chawla, “Engineering Chemistry”, Dhanpat Rai Publishing Co. (Latest edition).



**JAWAHARLAL NEHRU TECHNOLOGICAL UNIVERSITY KAKINADA**  
**KAKINADA – 533 003, Andhra Pradesh, India**  
**DEPARTMENT OF COMPUTER SCIENCE &ENGINEERING**

**Reference Books:**

1. K. Sesa Maheshwaramma and Mridula Chugh, “Engineering Chemistry”, Pearson India Edn.
2. O.G. Palana, “Engineering Chemistry”, Tata McGraw Hill Education Private Limited, (2009).
3. CNR Rao and JM Honig (Eds) “Preparation and characterization of materials” Academic press, New York (latest edition)
4. B. S. Murthy, P. Shankar and others, “Textbook of Nanoscience and Nanotechnology”, University press (latest edition)

**VSM COLLEGE OF ENGINEERING**  
**RAMACHANDRAPURAM**  
**DEPARTMENT OF BASIC SCIENCES AND HUMANITIES**

Course Title	Year/Sem	Branch	Periods per Week
APPLIED CHEMISTRY	I/II	CSE BRANCH	5

**Course Objectives**

- Importance of usage of plastics in household appliances and composites (FRP) in aerospace and automotive industries.
- Outline the basics for the construction of electrochemical cells, batteries and fuel cells. Understand the mechanism of corrosion and how it can be prevented.
- Explain the preparation of semiconductors and nanomaterials, engineering applications of nanomaterials, superconductors and liquid crystals.
- Recall the increase in demand for power and hence alternative sources of power are studied due to depleting sources of fossil fuels. Advanced instrumental techniques are introduced.
- Outline the basics of computational chemistry and molecular switches

Unit No	Outcomes	Name of the Topic	No. of Periods required	Total Periods	Reference Book	Methodology to be adopted
		<b>Unit-1</b>				
<b>I</b>	CO 1, CO3, CO4 <b>Polymerisation, Plastics, Elastomers</b>	Introduction, methods of polymerization	1	14	T1, T2 R20	Black Board
		Emulsion and suspension Polymerization	2			Black Board
		Mechanical properties of Polymers	1			Black Board
		Compounding, fabrication	1			E- CLASS ROOM
		compression, injection moulding	1			Black Board
		blown film and extrusion	1			E- CLASS ROOM
		preparation, properties and applications (PVC, polycarbonates and Bakelite)	2			Black Board
		plastic materials used in electronic gadgets	1			
		recycling of e-plastic waste	1			Black Board
		Introduction, preparation, properties and applications (Buna S, Thiokol and polyurethanes)	1			Black Board
		Fiber reinforced plastics, conducting polymers	1			E- CLASS ROOM
		biodegradable polymers, biopolymers, biomedical polymers	1			Black Board

<b>Unit-2</b>						
<b>II</b>	CO 1, CO3, CO4 Single electrode potential, <b>Corrosion</b>	Single electrode potential, electrochemical series and uses of series	2	12	T1, T2 R20	Black Board
		standard hydrogen electrode, calomel electrode, construction of glass electrode	2			Black Board
		batteries (Dry cell, Li ion battery and zinc air cells), fuel cells (H <sub>2</sub> -O <sub>2</sub> , CH <sub>3</sub> OH-O <sub>2</sub> , phosphoric acid and molten carbonate)	2			E-CLASS ROOM
		Definition, theories of corrosion (chemical and electrochemical), galvanic corrosion, differential aeration corrosion, stress corrosion	2			Black Board
		galvanic series, factors influencing rate of corrosion, corrosion control (proper designing and cathodic protection)	2			Black Board
		Protective coatings (surface preparation, cathodic coatings, anodic coatings, electroplating and electro less plating, Paints (constituents, functions and special paints).	2			Black Board
<b>Unit-3</b>						
<b>III</b>	CO1, CO2, CO3 <b>Non-elemental semiconductor ing materials, Insulators &amp; magnetic materials, Liquid crystals, Super conductors</b>	Stoichiometric, controlled valency & chalcogen photo/semiconductors-preparation of semiconductors	2	10	T1, T2 R20	Black Board
		distillation, zone refining, Czochralski crystal pulling, epitaxy, diffusion, ion implantation	1			Black Board
		Semiconductor devices (p-n junction diode as rectifier, junction transistor).	1			E-CLASS ROOM
		electrical insulatorsferro and ferri magnetism-Hall effect and its applications	1			Black Board
		Introduction, sol-gel method characterization by (Brunauer Emmet Teller [BET]), (scanning electron microscopy [SEM]) and (transmission electron microscopy [TEM])	1			
		applications of graphene and fullerenes, carbon nanotubes (types, preparation and applications)	2			Black Board
		Introduction-types-applications.	1			E- CLASS ROOM
		Type -I, Type II-characteristics and applications	1			Black Board

<b>IV</b>	CO 1, CO3, CO4 Electromagnetic spectrum, FT-IR, Design	<b>Unit-4</b>		16	T1, T2 R20	
		Electromagnetic spectrum-UV (laws of absorption, instrumentation, theory of electronic spectroscopy)	2			Black Board
		Frank-condon principle, chromophores and auxochromes, intensity shifts, applications	2			Black Board
		FT-IR [instrumentation and differentiation of sp, sp <sup>2</sup>	2			E-CLASS ROOM
		sp <sup>3</sup> and IR stretching of functional groups (alcohols, carbonyls, amines) applications	2			Black Board
		magnetic resonance imaging and CT Scan	1			Black Board
		Design, working, schematic diagram,	2			Black Board
		advantages and disadvantages of photovoltaic cell	2			Black Board
		hydropower, , tidal and wave power,	1			Black Board
		tidal and wave power	2			E-CLASS ROOM
		geothermal power	1			Black Board
		ocean thermal energy conversion.	1			Black Board

<b>V</b>	CO 1, CO2, CO3, CO4 <i>Computational chemistry, Molecular switches</i>	<b>Unit-5</b>		12	T1, T2 R20	Black Board
		Introduction to computational chemistry	2			Black Board
		molecular modeling and docking studies	2			Black Board
		characteristics of molecular motors and machines	2			E-CLASS ROOM
		Rotaxanes and Catenanes as artificial molecular machines	2			Black Board
		prototypes - linear motions in rotaxanes	2			Black Board
		an acid-base controlled molecular shuttle, a molecular elevator, an autonomous light-powered molecular motor	2			Black Board

**Text Books:**

1. P.C. Jain and M. Jain “Engineering Chemistry”, 15/e, Dhanpat Rai & Sons, Delhi, (Latest edition).
2. Shikha Agarwal, “Engineering Chemistry”, Cambridge University Press, New Delhi, (2019).
3. S.S. Dara, “A Textbook of Engineering Chemistry”, S.Chand & Co, (2010).
4. Shashi Chawla, “Engineering Chemistry”, Dhanpat Rai Publicating Co. (Latest edition).

**Reference Books:**

1. K. Sesa Maheshwaramma and Mridula Chugh, “Engineering Chemistry”, Pearson India Edn.
2. O.G. Palana, “Engineering Chemistry”, Tata McGraw Hill Education Private Limited, (2009).
3. CNR Rao and JM Honig (Eds) “Preparation and characterization of materials” Academic press, New York (latest edition)
4. B. S. Murthy, P. Shankar and others, “Textbook of Nanoscience and Nanotechnology”, University press (latest edition)

**Faculty Member****Head of the Department****Principal**





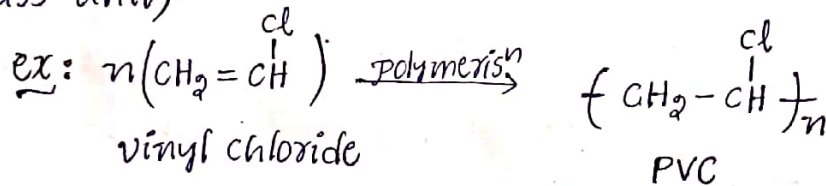
# 1. Polymer Technology

## Introduction:

Polymer is a largest molecule formed by the repeated combination of small molecules (or) units called monomers.

⇒ In a polymer monomers are held together by covalent bonds.

⇒ Molecular weight of polymer lies between 5000 - 200 000 AMU (atomic mass unit).



where 'n' is degree of polymerisation.

## Degree of polymerisation:

Number of repeating units in a polymer is known as degree of polymerisation.

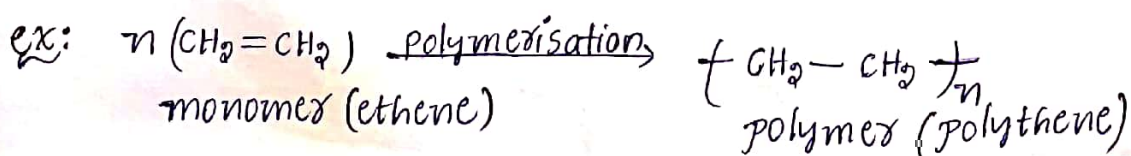
## Functionality:

Number of reactive sites in a monomer is called functionality of a monomer.

ex: ethene is bi functional monomer.

## Polymerisation:

It is the chemical reaction at which two or more monomers combined together to form a polymer is known as polymerisation.



## Types of polymerisation:

Based upon mechanism polymerisation is four types. They are

1. Addition polymerisation
2. condensation polymerisation
3. Co-polymerisation
4. Co-ordination polymerisation (or) Ziegler-natta polymerisation

## Addition polymerisation:


It is the polymerisation reaction at which two or more monomers combined together without elimination of simple molecules is known as addition polymerisation.

ex: polythene, poly vinyl chloride (PVC), Teflon ... etc

⇒ Addition polymerisation is of three types of mechanism


- a) free radical mechanism
- b) anionic mechanism
- c) cationic mechanism

a) Free radical mechanism: It undergoes homolytic cleavage near the bond is shifted towards both sides of the carbon elements.



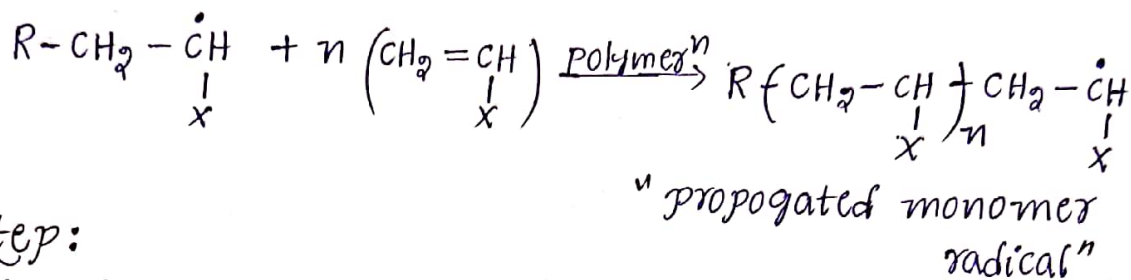
→ It follows three steps. They are

Initiation step:




Propogation step:

In this step monomer radical reacts with another monomer for growth the chain.



Termination step:

In this, The growth of chain is stopped with radical



b) cationic mechanism:

Lewis acids are initiators. The electron pair acceptor (or) electron deficiency molecules acts as Lewis acid.


ex:  $\text{AlCl}_3$ ,  $\text{BF}_3$ ,  $\text{BeCl}_2$ ,  $\text{BCl}_3$  are positively charged metal ions.

$\Rightarrow$  Lewis acids are denoted as  $X^{\oplus}$

Initiation step:



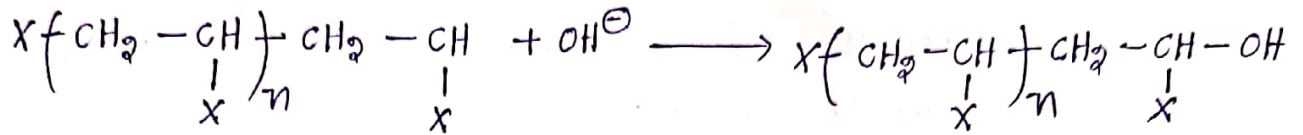
Propogation step: In this step monomer cation reacts with another monomer for growth the chain.



Termination step:

Propagated monomer cation

In this step the growth of chain is stopped with  $OH^-$  ions.



dead polymer.

c) Anionic mechanism:

Lewis bases are initiators. The electron pair

donor (or) electron efficiency molecules acts as Lewis base.

ex:  $NH_3$

$\Rightarrow$  Lewis bases are simple denoted as  $Y^-$

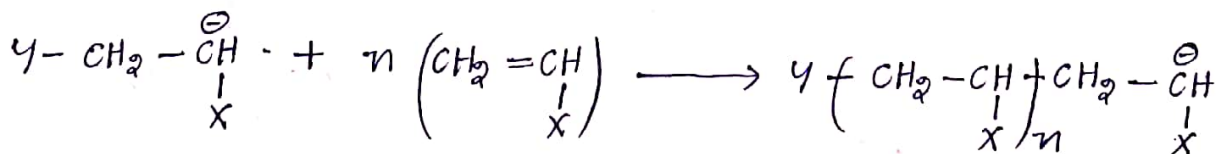
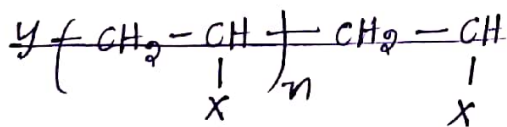
Initiation step:



monomer anion

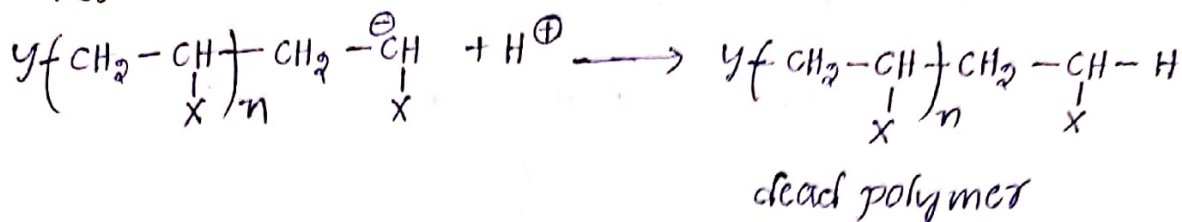
Propogation step:

In this step monomer anion reacts with another monomer for growth the chain.



propogated monomer anion

### Termination step:

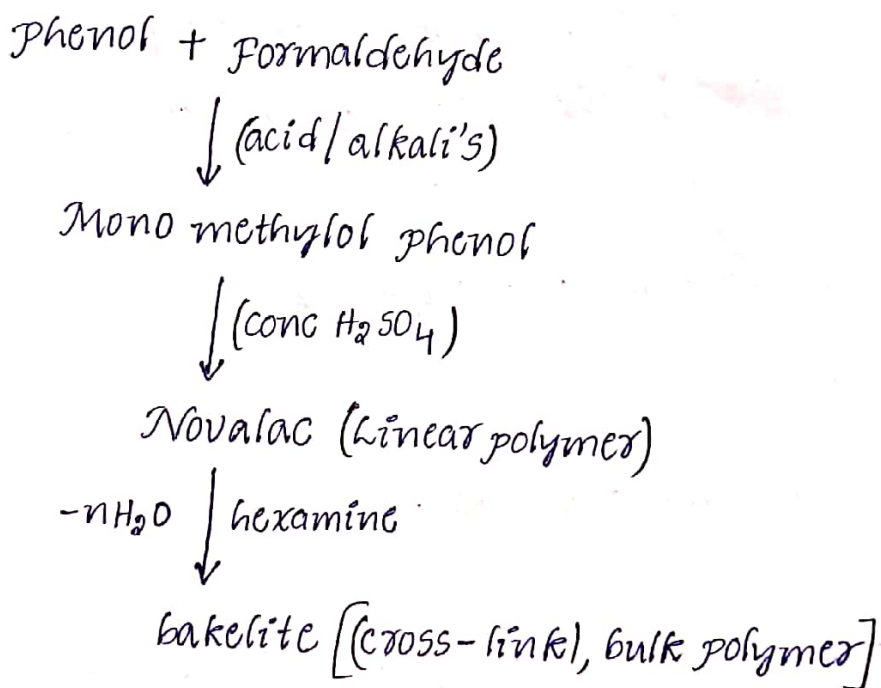


### 2. Condensation polymerisation:

It is a polymerisation reaction at which two or more monomer combined together to form a polymer with elimination of simple molecules like alcohol, water, ammonia is known as condensation polymerisation.

ex: bakelite (phenol formaldehyde, resin, urea formaldehyde resin).

#### Flow chart:



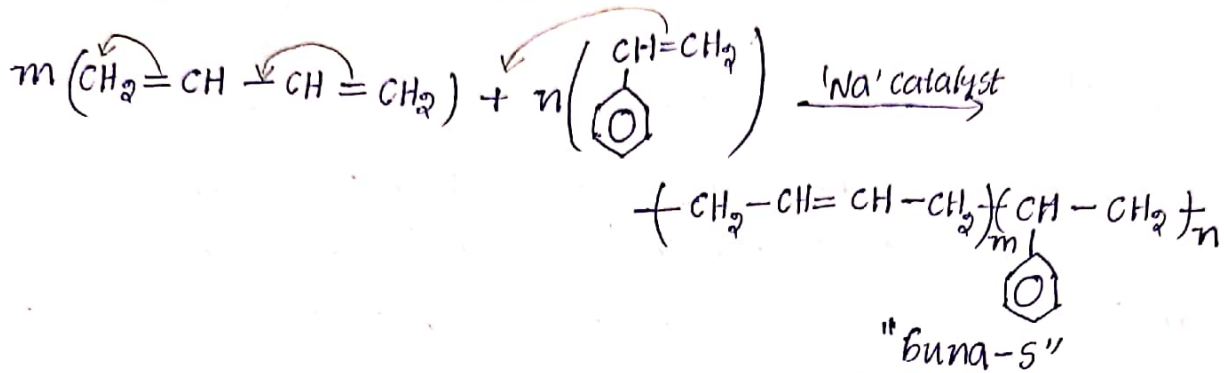
### 3. Co-polymerisation:

It is the polymerisation reaction at which two different monomers combined together to form entirely different polymer is known as co-polymerisation and process is called co-polymerisation.

ex: buna-S, buna-N

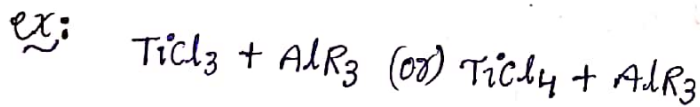
## Preparation of buna-S:

1,3-butadiene and styrene undergoes co-polymerisation to form buna-S rubber



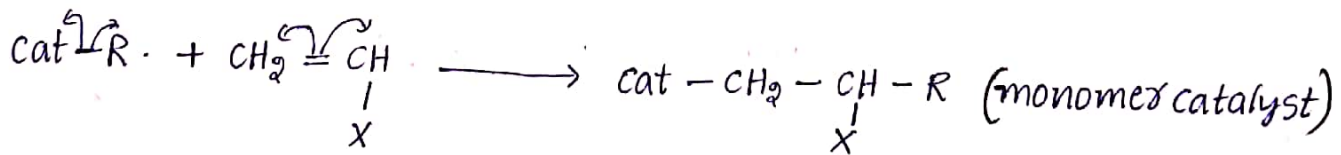
## 4. Co-ordination polymerisation : Ziegler-Natta :

In this polymerisation two (or) more monomers combined together to form a polymer in the presence of transition metal halide (catalyst) trialkylaluminium (co-plas catalyst) is known as co-ordination polymerisation.

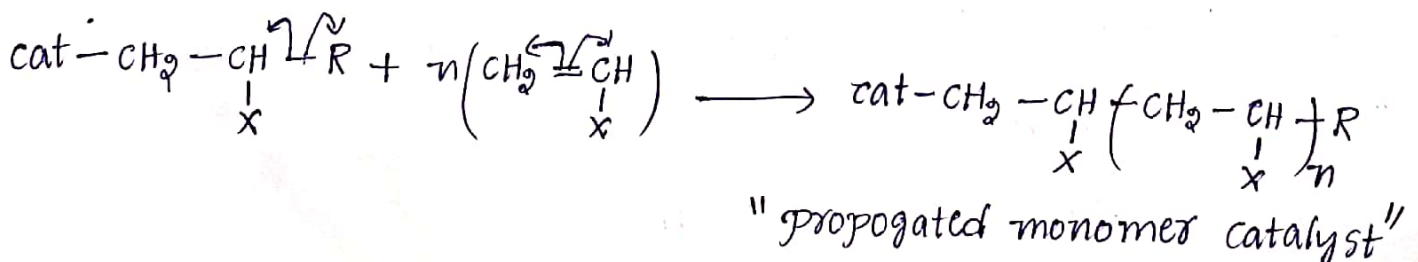


### Mechanism:

Initiation step: catalyst reacts with monomer to form monomer catalyst.

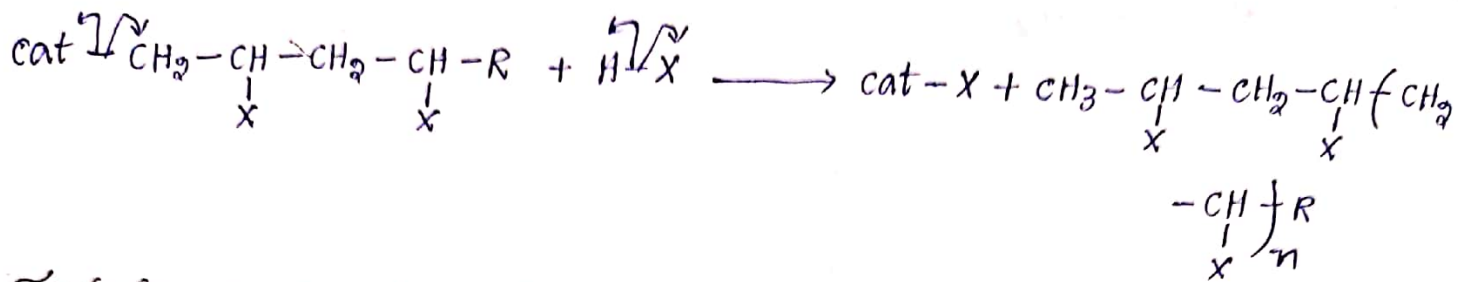


Propogation step: In this step monomer catalyst reacts with another monomer to growth the chain



## Termination step:

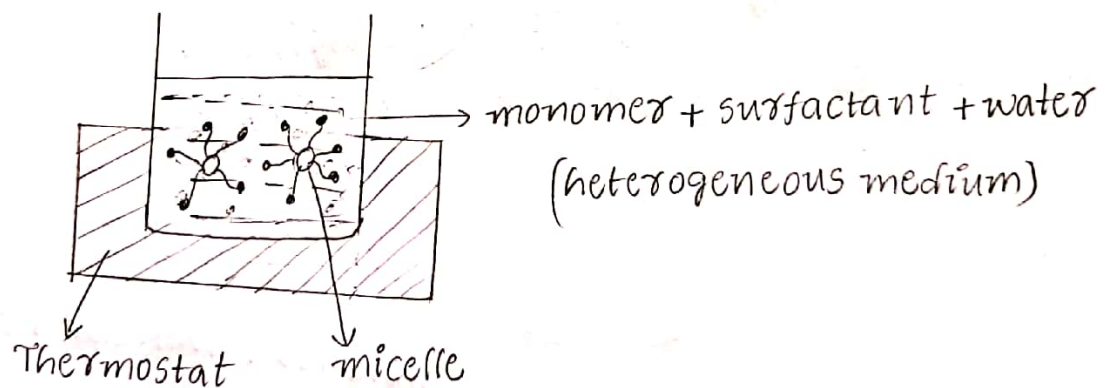
In this step the growth of chain is stopped with HX (hydrogen halides).



## Techniques of polymerisation:

### 1. Emulsion polymerisation:

on the thermostat take a beaker contains water, monomer is heterogeneous medium, to this add surfactant means emulsifying agent and initiator in the presence of nitrogen at atmosphere, we get polymer. This process is known as emulsion polymerisation.



⇒ here, hydro- hydrophilic end  
-phobic end

⇒ monomer + H<sub>2</sub>O + surfactant + Initiator  $\xrightarrow{\text{N}_2 \text{ atmosphere}}$  polymer  
heterogeneous medium



## Advantages:

1. The rate of polymerisation is high.
2. Heat can be easily controlled and hence viscosity build up is low.

## Disadvantages:

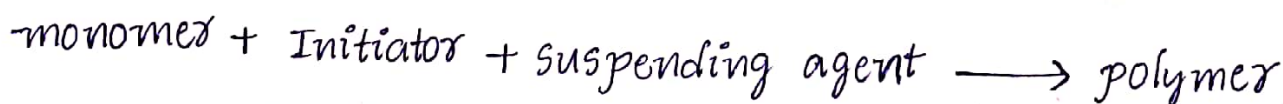
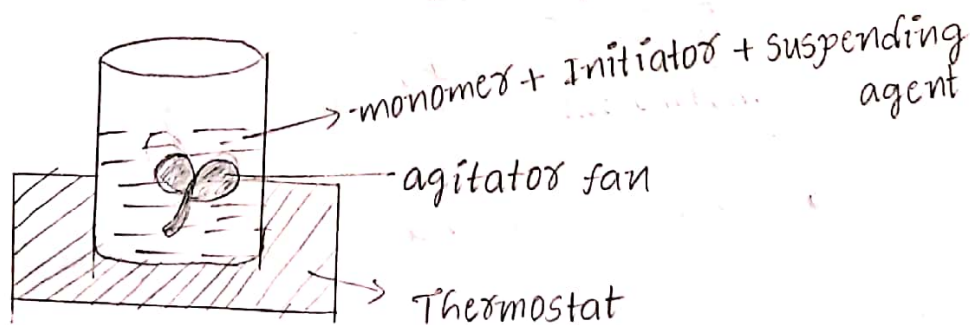
1. Polymer needs purification
2. It is difficult to remove entrapped emulsifier and de emulsifier.

Application: emulsion polymerisation is used in large scale production like water based paints, adhesives, plastics etc.

## 2. suspension polymerisation:

The monomer is water insoluble monomer to this add suspending agent is agitated at constant temperature in the presence of initiator we get polymer.

⇒ There is agitator fans to mix the suspension to get best polymer beads.



### Advantages:

1. Since water is used as a solvent. This method is economical.
2. Isolation of product is very easy and the product are very pure.

### Disadvantages:

1. This Method is applicable only for water insoluble monomers.
2. Control of particle size is difficult.

### Applications:

1. polystyrene beads are used as ion exchange resins.
2. preparation of thermal coal sheets for ceiling purpose.

### Physical properties of polymers:

1. Crystallinity: The polymers have 60% crystalline, 40% amorphous character, increasing of crystalline character automatically development of strength, hardness brittleness of a polymer.

ex: 1. polythene have highly crystalline in a zig-zig conformation.

2. Polythene have less crystalline in a bulky substituents.

2. Molecular weight:

The strength and hardness will be depends upon molecular weight of polymer.

ex: Less than 1000 - oily visous liquids

1000 - 10,000 - soft, waxy solids.


greater than 10,000 - hard brittle solids  
(or)  
flexible solids.

### 3. Solubility:

The polymers are soluble in suitable organic solvents  
ex: eraser soluble in conc.  $H_2SO_4$ .

### 4. Effect of heat in polymer:

Polymers on heating gives rubbery state then visco-fluid state then degraded to monomer.



### 5. Permeability:

The polymers allows solvent molecules through it, i.e permeability property.

ex: In water, eraser absorbs water molecules and swell in size.

### Mechanical properties of polymers:

#### 1. elasticity:

This refers to the ability of material to recover to its initial shape and ~~diver~~ dimension when the applied stress removed.

#### 2. plasticity:

The substances which are soften on heating and harden on cooling is known as plasticity.

ex: rubber plastic articles having plasticity nature.

3. Hardness: Refers to the ability of a material to surface deformation, indentation (or) abrasion.

4. Strength: refers to the ability of a material to with stand a gradually applied stress without rupture.

5. Ductility: A ductile material undergoes large  $\epsilon$  irrecoverable deformation before rupture.

6. Brittleness: A brittle material shatters suddenly without noticeable plastic deformation preceding failures.

Plastics: The substance are high molecular weight polymers which exhibits plasticity properties and can be moulded into desirable shape by applying, heat and pressure is called plastics.

ex: polythene, poly vinyl chloride (PVC), polystyrene...etc.

Classification of plastics:

Based upon heating the plastics are two types.

1. Thermo plastics (or) Thermo softening plastics
2. Thermo setting plastics (or) Thermo hardening plastics

Thermo plastics (or) Thermo softening plastics:

The plastics which are soften on heating and harden on cooling is known as thermoplastics.

ex: polythene, polyvinyl chloride (PVC).

## Thermosetting plastics (or) Thermohardening plastics:

The plastics which cannot convert into soft state by applying heat (or) pressure once they are in fixed state. ex: bakelite, nylon-6,6.

Thermoplastics	Thermosetting plastics
1. The plastics which are softened on heating and harden on cooling is known as thermoplastics.	1. The plastics cannot convert into soft state by applying heat (or) pressure once they are in fixed state.
2. It undergoes additional polymerisation.	2. It undergoes condensation polymerisation.
3. These are reversible process.	3. These are irreversible process.
4. These are linear shaped polymers.	4. These are cross-linked polymer.
5. These are soluble in organic solvent.	5. These are insoluble in organic solvent.
6. These plastics have less van der Waals forces.	6. These plastics have strong electrostatic force of attraction.
7. In this we <sup>use</sup> have same monomers.	7. In this we use different monomers.
ex: polythene, Teflon, PVC	ex: bakelite, nylon-6,6.

## Advantages of plastics over traditional materials:

1. Light in weight
2. Low cost
3. No corrosion
4. no damage by insects
5. easily maintenance
6. different colours
7. easy for transportation
8. wide range and shape

## Disadvantages:

1. non-biodegradable
2. Increase pollution
3. Spoil the forest
4. control the fertility of soil
5. risk for aquatic animals.
6. plastics are soft
7. not suitable for cooking

# Compounding of plastics :-

The process of mixing of raw plastics with special ingredients to develop special properties like tensile strength, colour, quantity -- etc. during moulding is known as Compounding of plastics.

1, Binders (or) Resins :- Binder is the major ingredients present in plastic material. Binders hold the other ingredients together.  
Ex:- Thermoplastic, Thermosetting plastics.

2, fillers :- fillers are cheap organic or inorganic compounds which are added to improve certain properties like hardness, strength, quantity -- etc.  
Ex:- Asbestos, Mica, Silica, Nylon, polyester etc.

3, Plasticisers :- plasticisers are freely miscible with plastic material. It increase plasticity and reduce viscosity of plastics.  
Ex:- Vegetable oils, Campher, Triphenyl phosphate etc.

4, Catalysts (or) Accelerators :- These are used to convert fusible resin into cross limited infusible resin during moulding operation.  
Ex:-  $H_2O_2$ , ZnO, Ammonia, Benzoyl peroxide etc.

5, Stabilizers :- These are added to the plastics to improve thermal stability during moulding.

Ex: white lead, Lead silicate, cadmium and Barium Stearates:  
-- etc.

6, fire Retardants :- These are added to plastics to prevent burnings.

Ex: Mixture of Borax and Boric acid -- etc.

7, Colourants :- These are organic and inorganic pigments used to give colour to the plastic article.

Ex: Barium & Titanium - white

Lead, Iron, Anthraquinones - yellow

Carbon powder - Black

Azo dyes - yellow, orange, Red.

fabrication of plastics (or) Moulding :-

The phenomenon of manufacturing of article from plastic material by applying heat and pressure in a cold moulder is called Moulding.

1, Compression Moulding

2, Injection Moulding

3, Extrusion Moulding

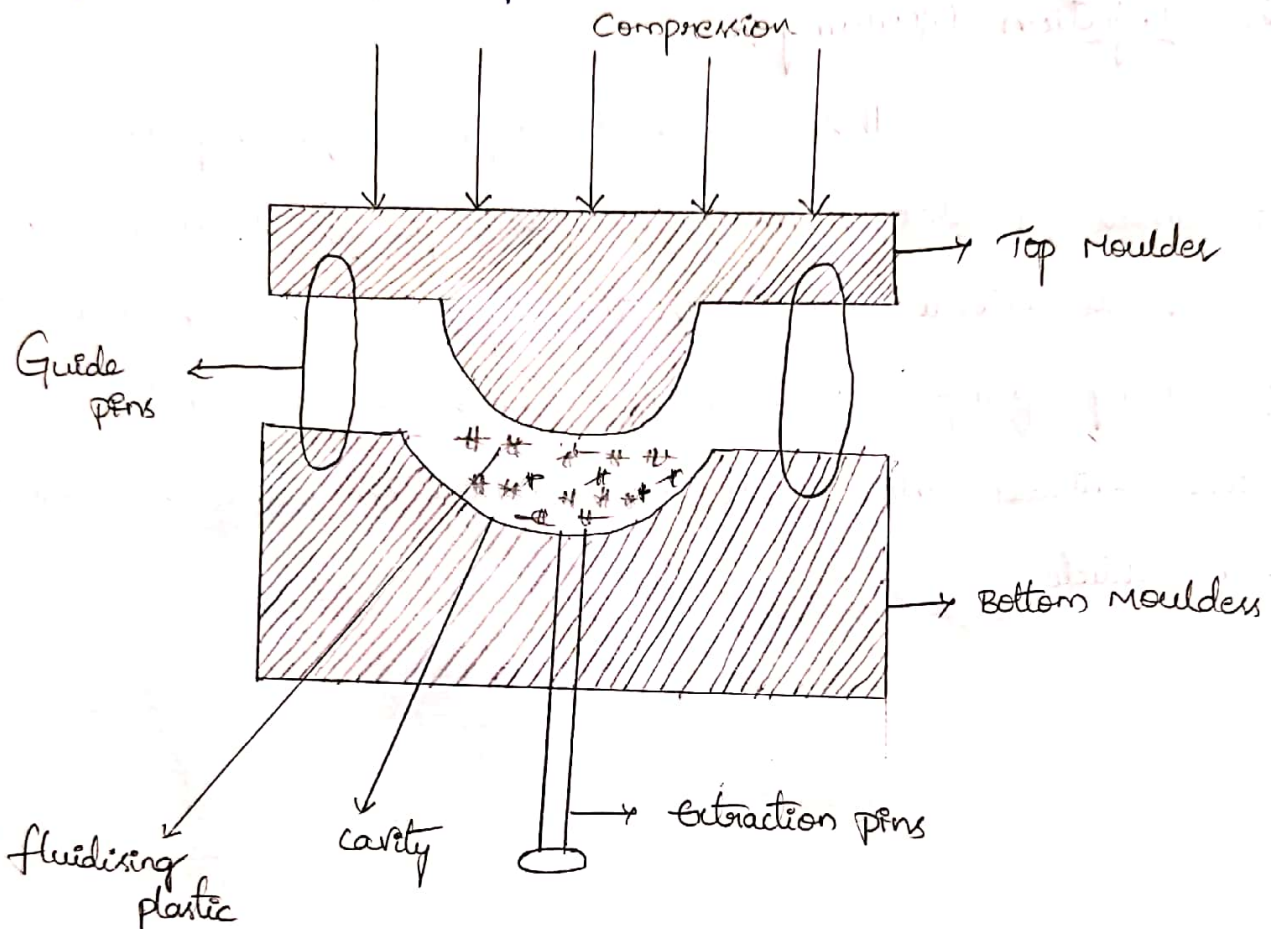
4, Blowing (or) Bubble casting Moulding.

1, Compression Moulding :-

Compression moulding is a method applied to both thermoplastics and thermosetting. It consists two half cylindrical moulders like upper and lower moulders. The lower moulder



is filled with plastic powder. Then the lower moulder and upper<sup>9</sup> moulder are closed and applied heat and pressure. After cooling the moulder, the plastic powder converted into fluidised plastic and to article, it is taken out from the moulder.



### Advantages:-

- 1, The moulders and machine cost is very low when compared to other moulding methods.
- 2, In this method we should prepare shape controlled articles.

### Disadvantages:-

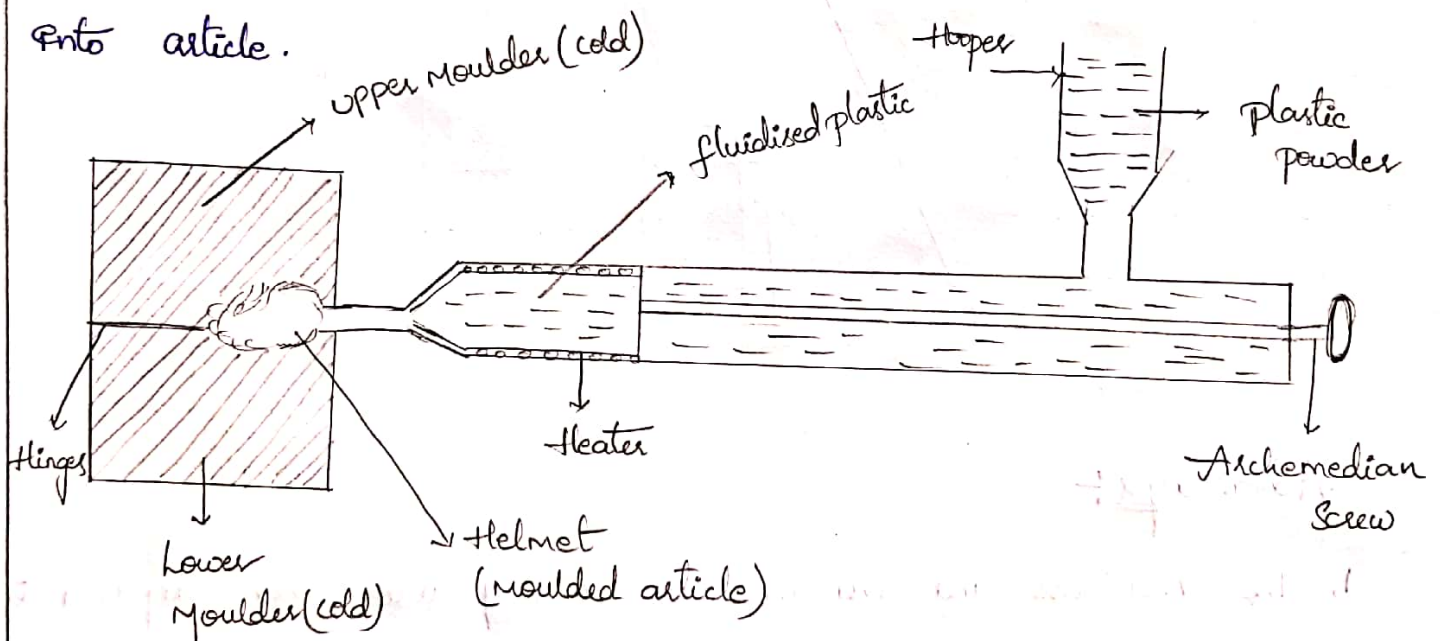
- 1, In this method we use hydraulic pumps for pressure. These are very high cost.
- 2, In this moulding maximum we should prepare thermosetting plastics. These are irreversible process.

Examples:- Cylindrical shape of articles, Switches, Switch sockets, Mobile phones pouches, plastic tubes, Umbrella handles, Burette stoppers.

## 2, Injection Moulding:-

This method is applicable for only thermoplastics.

It consists a hopper in which plastic powder is taken. The powder is entered into a heated cylindrical chamber with the help of moving plunger, at nozzle the powder is converted into fluidised plastic entered into a cold moulder. Then the plastic is converted into article.



### Advantages:-

- 1, In this method we should prepare 90% of plastic articles.
- 2, It is also shape controlled moulding methods.

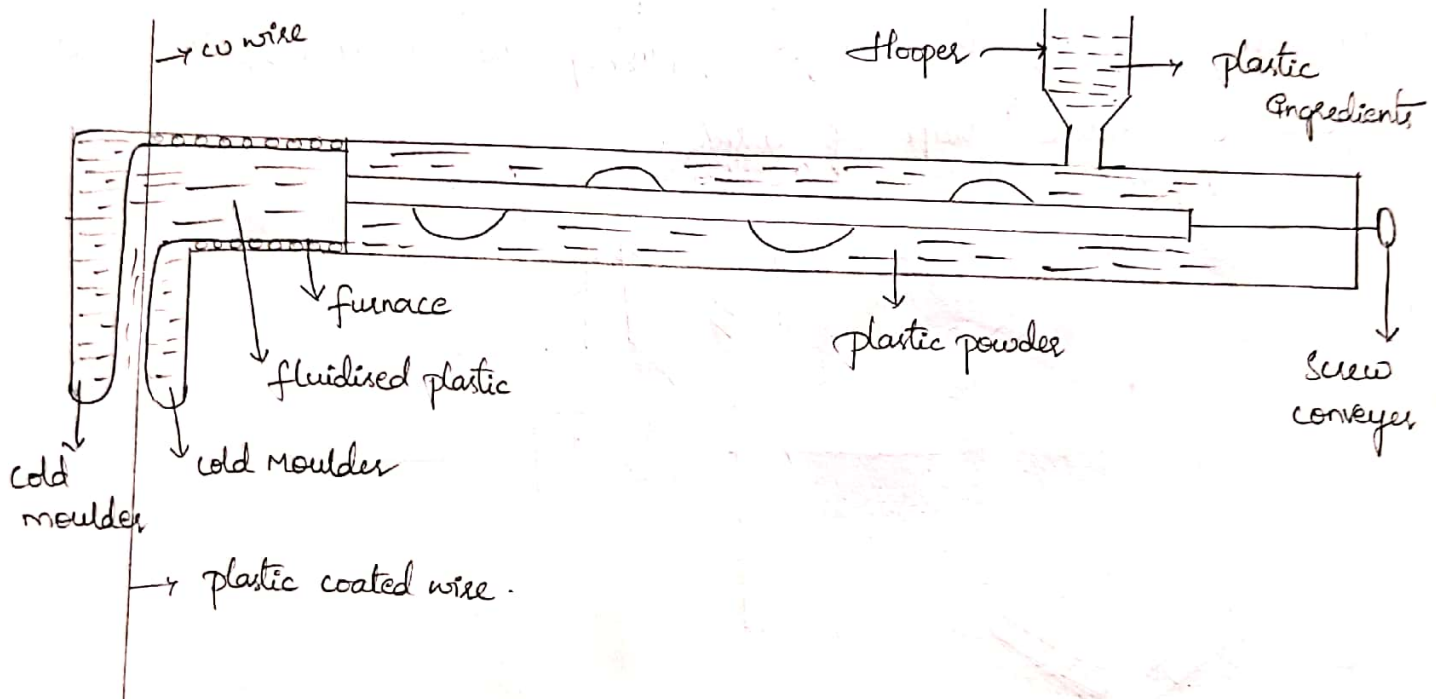
### Disadvantages:-

Moulders and Moulding Machine is very high cost.

Examples:- Helmets, plastic buckets, plastic mugs, CPU exhausting fans.

### 3. Extrusion moulding :-

This method is applicable for only thermoplastics. It consists a hopper in which plastic powder is taken. The powdered is entered into a heated cylindrical chamber with the help of moving plunger, at nozzle the powder is converted into fluidised plastic. This fluidised plastic entered into a cool moulder. Then the plastic is converted into article.



### Advantages :-

- 1, In this method we should prepare long range of articles.
- 2, The preparation articles have stiffness because of thermosetting character.

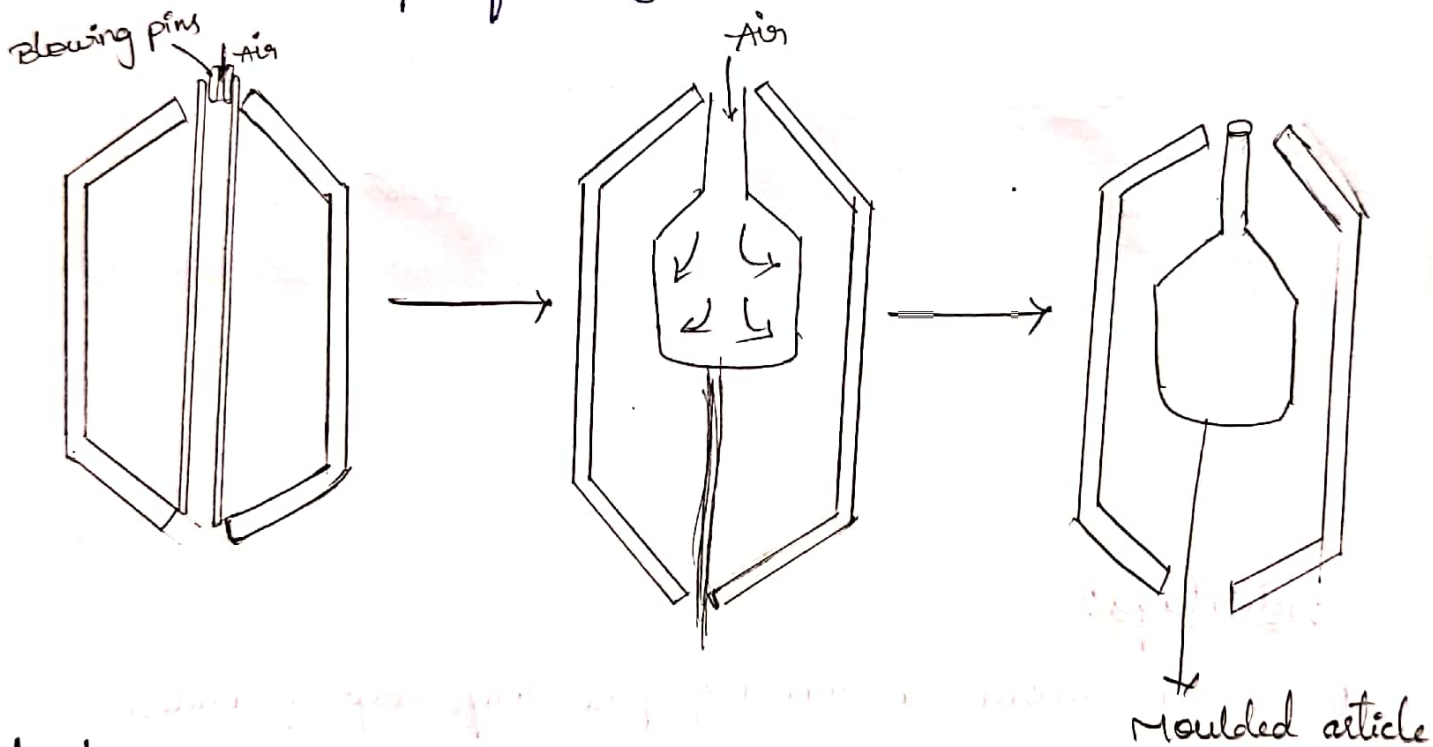
### Disadvantages :-

- 1, The plastic resin expanded to different directions.
- 2, Thermo-setting plastics are irreversible process.

Examples :- S-shaped chairs, cable wires, Motor tires, tubes, plastic pens, toothpaste tubes -- etc.

#### 4. Blowing (or) Bubble casting moulding:-

The moulding is applicable for thermoplastics, In this moulding hollow shaped articles like bottles, covers, balloons -- etc are fabricated parison is a hot and soft plastic is attached to blowing pins. The pins are placed in between the moulder. Then the moulder is closed and passing compressed air through blowing pins. The parison is expands like a balloon until it touches the interior walls of the moulder. finally, the moulder is cooled and openable desire shape of article.



#### Advantages:-

1. High durability, Tensile strength.
2. The moulding machine and moulders are low cost.
3. Electrical resistance property.

#### Disadvantages:-

The moulded some articles acts as thermoplastic nature and some articles acts as thermosetting plastic nature.

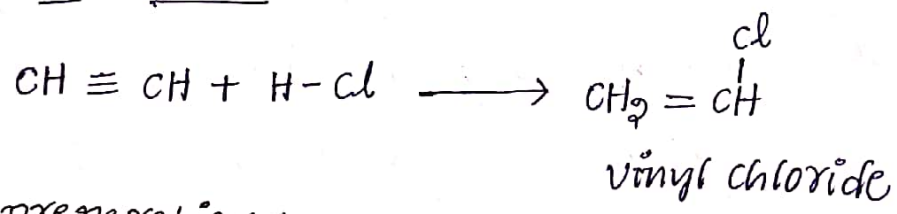
Example:- Flattospherical articles.

Plastics :- The polymeric material which have high molecular weight organic polymers which are moulded into desirable shape in the presence of temperature, pressure and catalyst is known as plastics.

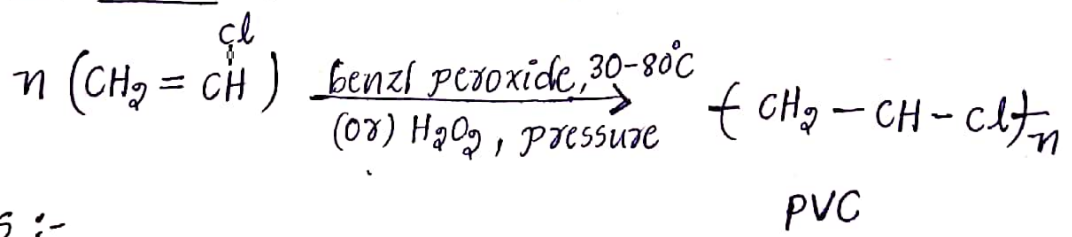
1. Poly vinyl chloride (PVC) :- (Koroseal) Poly vinyl chloride is prepared by addition polymerisation of vinyl chloride monomer in the presence of benzoyl peroxide (or) hydrogen peroxide (H<sub>2</sub>O<sub>2</sub>) under pressure.

⇒ The acetylene molecule is treated with hydrogen chloride to form monomer. It is the internal rearrangement reaction.

Monomer preparation :-



Polymer preparation :-



Properties :-

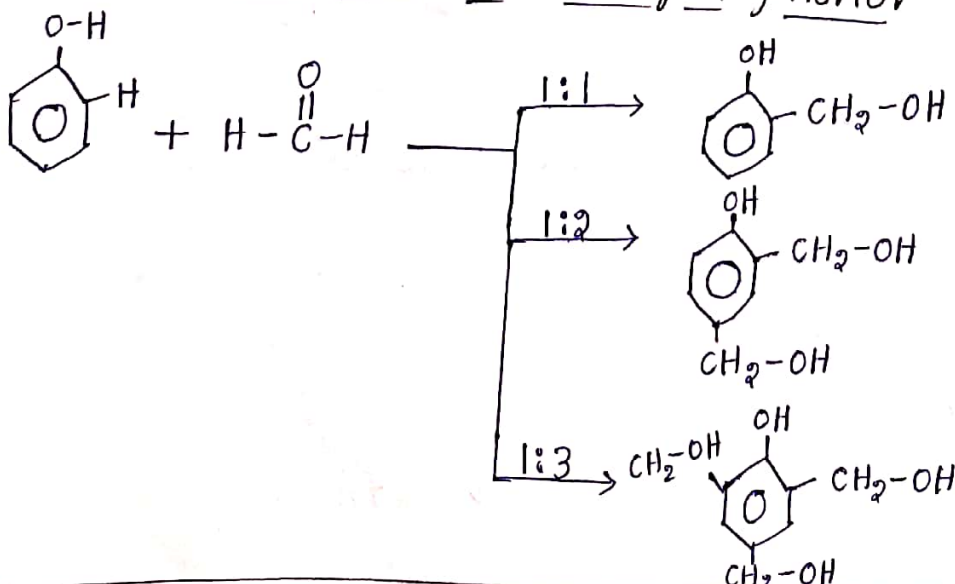
- ⇒ PVC is a colourless, non-inflammable material.
- ⇒ Resistant to atmospheric conditions like O<sub>2</sub>, CO<sub>2</sub> and moisture.
- ⇒ PVC is strong and brittle
- ⇒ PVC is not stable to heat and UV radiation.

## Applications :-

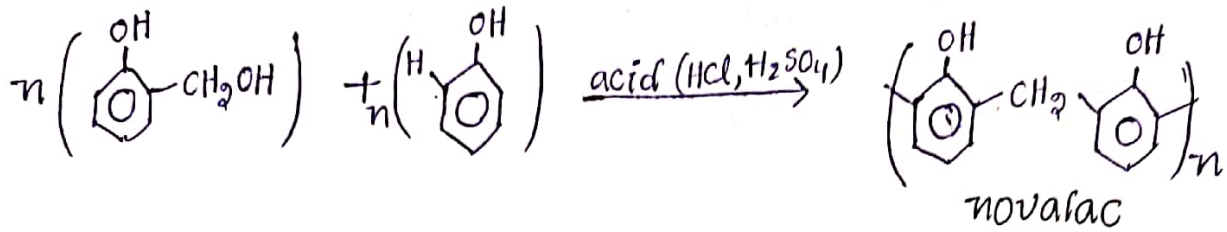
1. Injection moulding articles like tool handles, radio, telephone components.
2. Chemical containers and foams used in buildings. camera's and air crafts.
3. Safety helmets, refrigerators components, tyres, cycle and motor cycle mudguards.
4. Agriculture sector bore pipes, water pipes.

2. Bakelite :- bakelite is prepared by condensation polymerisation of phenol and formaldehyde by the elimination of water molecules in the presence of acid, hexamine (hexamethylene tetra amine) in the mechanism novalac formed as a intermediate product which is linear shape thermoplastic polymer. Finally, novalac is converted into bakelite in the elimination of water molecules.

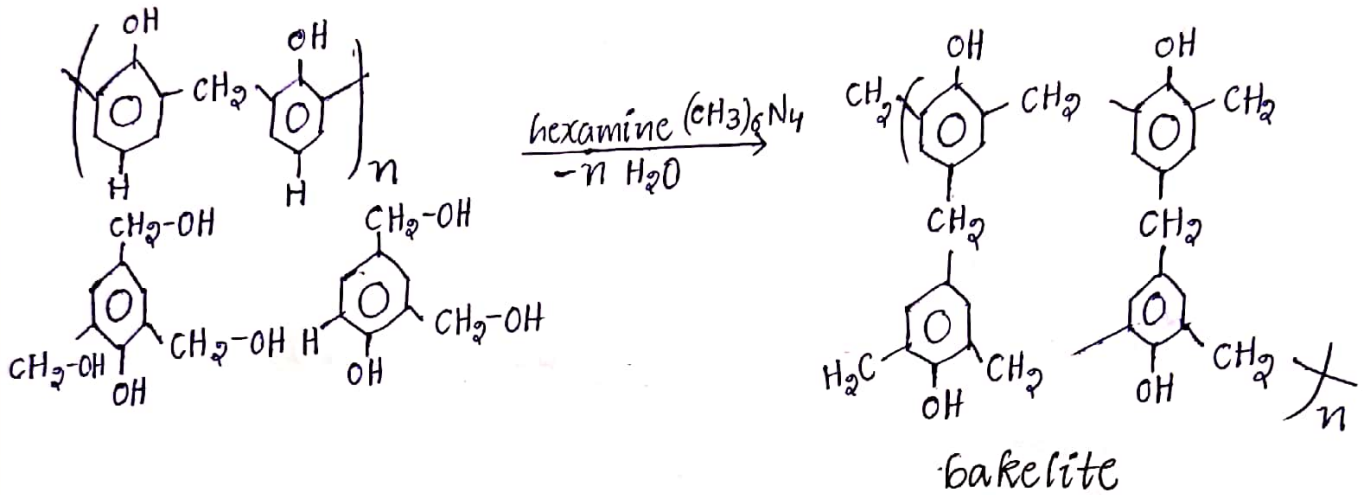
Step-1 : formation of methylol phenol



Step-2 : formation of novalac (linear polymer) :



Step-3 : formation of bakelite (pheno plastics) :-



Properties :-

1. bakelite is hard, rigid and strong.
2. It is a scratch, water resistant polymer.
3. Good anionic exchange resin.
4. Excellent electrical insulators
5. It is very good adhesive and corrosion resistance.

Applications :-

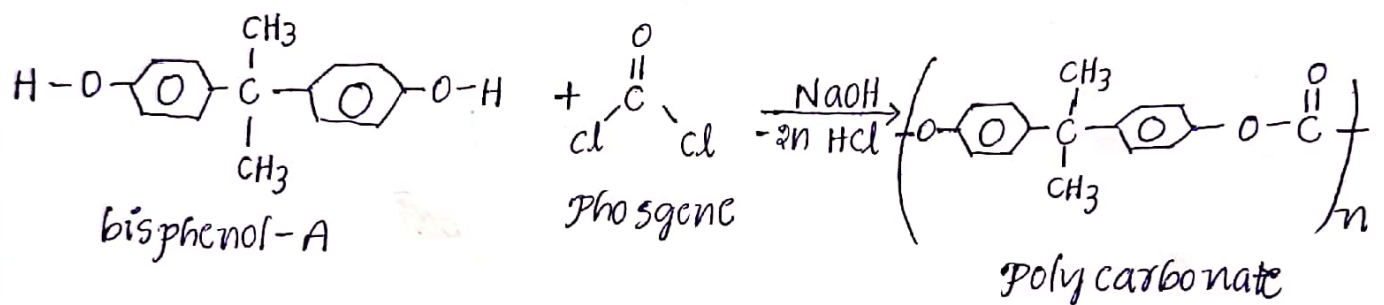
1. Electrical insulator parts like switches, switch boards, handles etc.
2. Moulded articles like telephone parts, cabinets for radio and television

3. In paints and varnishes.
4. as an adhesive for grinding wheels etc.
5. used as anionic exchange resin.

### 3. Poly carbonates:-

It is prepared by condensation polymerisation of bisphenol-A and phosgene monomers in the presence of NaOH as a catalyst.

⇒ Poly carbonate is thermoplastic.



### Properties:-

1. It is durable material with impact resistance, low starch resistance.
2. high transparency to visible light.
3. Good electrical insulators.
4. It undergo plastic deformation without cracking (or) breaking

### Applications:-

1. electronic components:-

Electrical and telecommunications hard ware and also dielectric in high stability capacitors.



## 2. construction materials:

poly carbonates are used in industry for dome light, flat & curved glazing, sound walls.

3. storage devices like CD's, DVD's.

4. Laboratory safety goggles, sunglasses, computer cases, name plates etc.

Rubbers: A polymeric material which is soft thermoplastic and flexibility is known as "rubber".

(OR)

The polymer having high molecular weight and the capable of regain its original length and shape after release of applied stress is called "rubbers".

Natural rubber: The rubber which is obtained from nature (plants) is known as natural rubber.

## Extraction of natural rubber:

Heavea brasiliensis



Latex



distilled water & ammonia

Diluted Latex



coagulation (glacial acetic acid or formic acid)

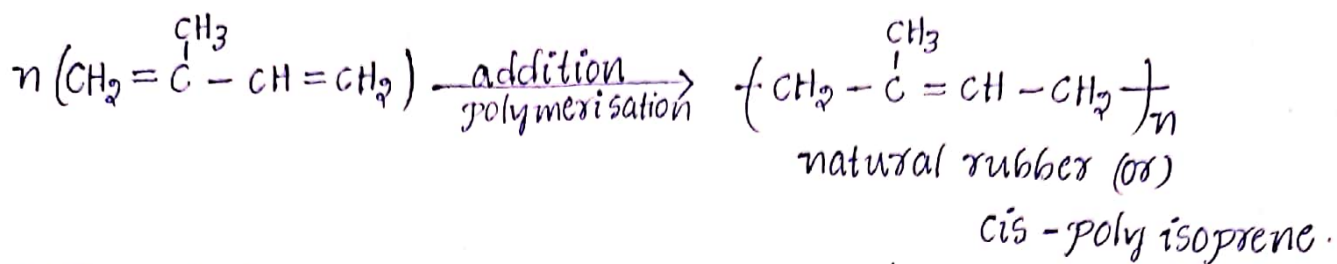
Coagulum



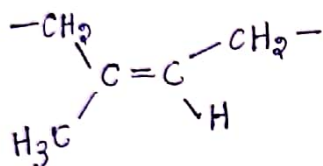
Crepe rubber ←  $\xrightarrow[50-60^{\circ}\text{C}]{\text{air}}$  Rolling sheet  $\xrightarrow[6\text{ days}]{60-70^{\circ}\text{C}}$  Smoked rubber  
( $\text{NaHSO}_3$ )

Preparation of natural rubber: It is prepared by addition

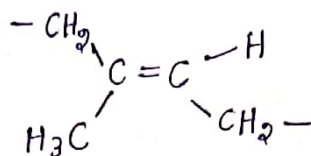
Polymerisation of isoprene (or) 2-methyl 1,3-butadiene.



⇒ Cis - poly isoprene



⇒ Trans - poly isoprene (or) gutta percha rubber

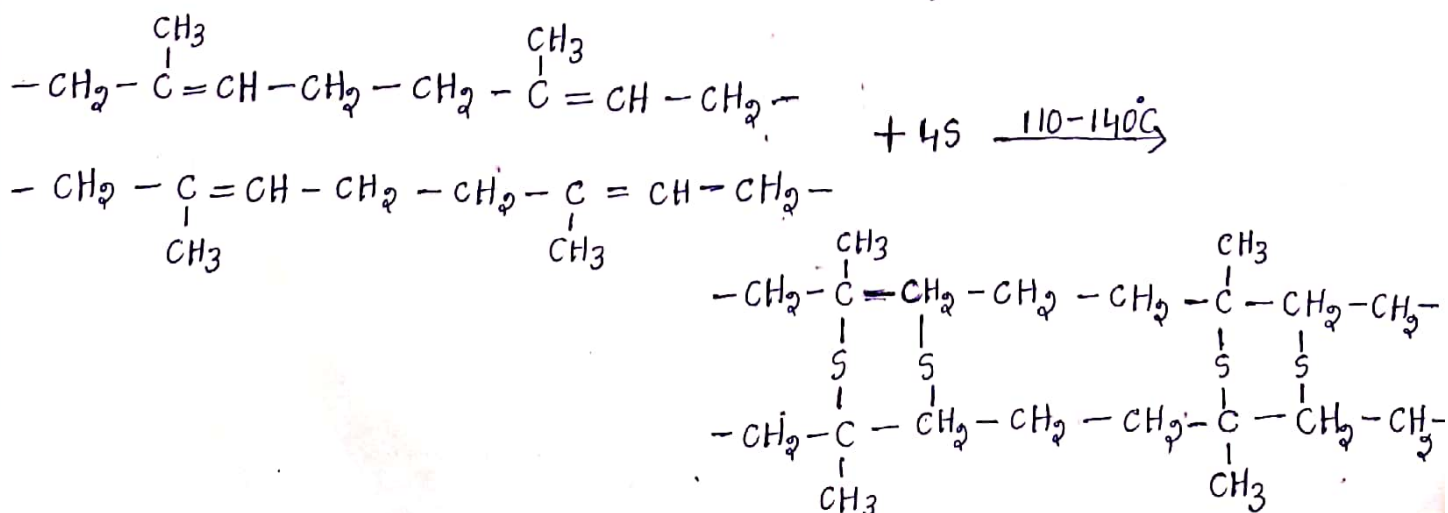


(came from palaeum  
gutta & dichopsis purcha)

Properties of natural rubber:

1. Less tensile strength
2. Less durability
3. ~~Low~~ abrasion resistance
4. Less chemical resistance
5. Low load bearing capacity
6. Less oil resistance

Vulcanisation: "Charles good year" proposed vulcanisation process in 1839 to overcome the drawbacks of natural rubber with sulphur in the presence of 110-140°C temperature.



## Properties:

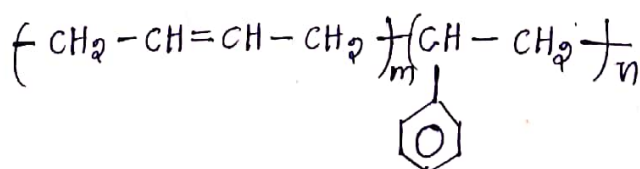
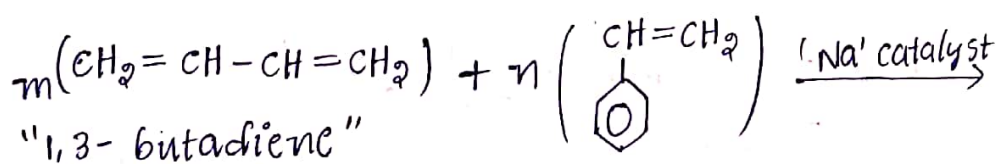
1. high tensile strength
2. high durability
3. high abrasion resistance
4. high chemical resistance
5. high load bearing capacity
6. high oil resistance

## Synthetic rubber or elastomers:

A polymeric material which can be stretched atleast twice its original shape but it returns to original position as soon as stretching forces are released.

⇒ Elastomers contains three types of rubbers. they are

1. Buna-S: It is prepared by co-polymerisation of 1,3-butadiene and styrene in the presence of sodium as a catalyst. It is also known as GRS (or) ameripole.



"buna-S rubber"

## properties:

1. It is strong and tough polymer.
2. It is vulcanised by sulphur monochloride ( $\text{S}_2\text{Cl}_2$ ) or sulphur.

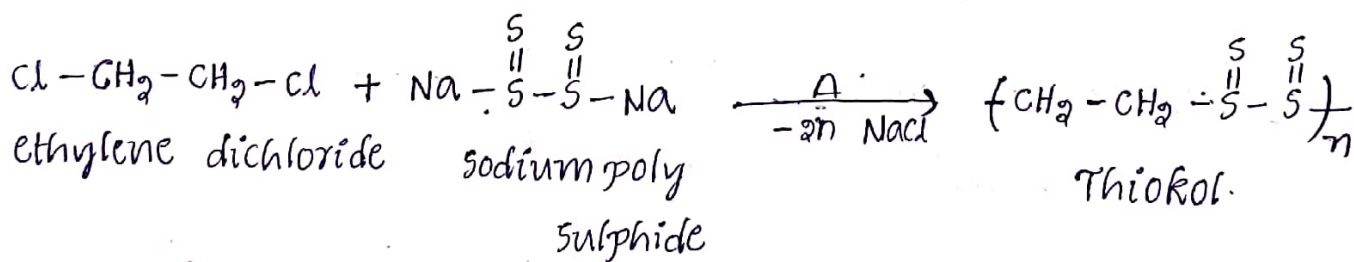
3. Excellent abrasion resistance.
4. It traces of ozone present in atmosphere.
5. High load bearing capacity and resistance.

### Applications:

1. Manufacture of tyres.
2. Foot wear industry for making shoe soles and foot wear component
3. Making wires & cable insulations.
4. Production of floor tiles, tank linings in chemical industries and as adhesive.

2. Thiokol Rubber: (Government rubber of polysulphide): It is the co-polymerisation reaction with elimination of simple molecules like NaCl.

⇒ It does not undergoes vulcanisation because of it has excess number of sulphur elements.

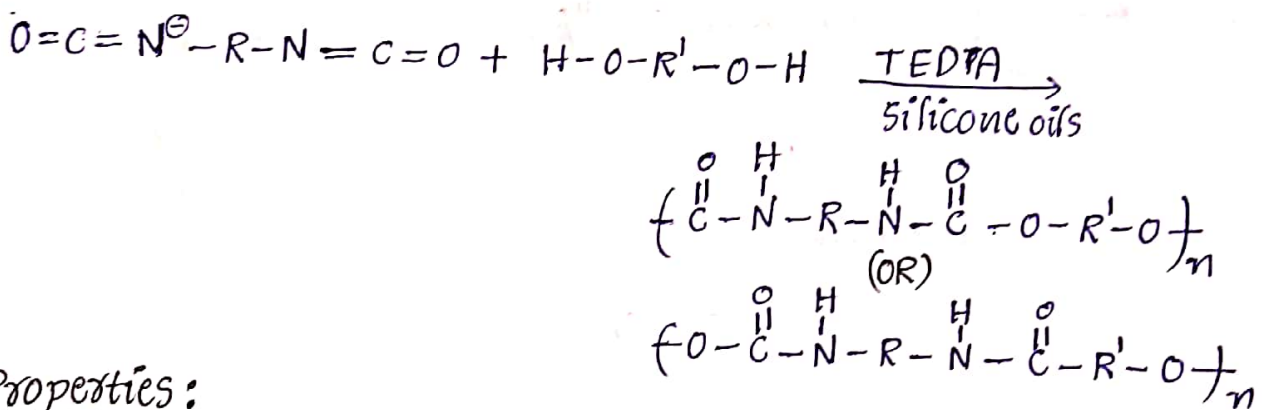


### Properties:

1. It posses strength & impermeability to gases.
2. This rubber cannot be vulcanised & It cannot form hard rubber.
3. Good resistance to mineral oils, fuels, abrasion, oxygen, solvents, ozone & sunlight.

## Applications:

1. used for barrage balloons, life rafts and Jacket which are inflated by  $\text{CO}_2$ .
2. Living hoses for conveying petrol and oil.
3. Making gasvets and seals for printing rolls
3. Poly urethanes: (Poly isocyanide rubber): It is prepared by rearrangement of co-polymerisation reaction. Monomers are di-isocyanide and di-ol in the presence of catalyst (triethylene diamine) and surfactant (silicone oils)



## Properties:

1. It posses excellent hardness, tensile strength, impact resistance, abrasion and tear resistance
2. Resistance to heat, moisture, gases, chemicals, oils, solvents etc.,
3. Adsorption of heavy metals and colouring agents.
4. It possess high load bearing capacity & flexibility.

## Application:

1. Refrigeration, freezers, furniture and bedding.
2. Footwear, automobiles, coatings and adhesives.
3. Elastomer and sealants.
4. Purification of water and sewage water for adsorption of colouring matter & heavy metals.

## Fibre reinforced plastics (FRP's):

The reinforcing of plastic matrix with high strength of fibre materials like sand, silica, limestone, glass, carbon etc is known as "fibre reinforced plastics".

### Components of FRP's:

1. Plastic matrix
2. Fibre material

### Plastic matrix:

⇒ The plastic material used in FRP's is called "matrix"

⇒ The purpose of plastic matrix is to form body and state of the FRP's.

ex: Thermo plastic matrix (polythene, PVC)

Thermo setting matrix (bakelite, urea formaldehyde resin, nylon-6,6)

### Fiber material:

The purpose of fiber materials to develop special properties like tensile strength, durability, ductility all resistance is known as fiber material.

ex: sand, silica, limestone, folic acid, carbon fiber.

### Classification of FRP's:

FRP's is classified into three types based on mixing of fiber material.

1. Glass FRP's
2. aramide (or) bullet proof FRP's
3. carbon FRP's

### Glass FRP's:

Glass FRP's is prepared by mixing of sand, limestone folic acid and minor ingredients. The mixture is heated it melts about 1200°C. The molten glass is passed through fine holes in a platinum plate. Glass threads (or) needles are obtained these are cooled, gathered and finally we get FRP's.

Plastic matrix + sand, limestone, folic acid

↓ 1200°C

Molten FRP's

↓ pour

platinum plate

↓

glass threads → Glass FRP's

## Properties:

1. It has high tensile strength
2. Long durability
3. corrosion resistant
4. electrical resistant

## Applications:

⇒ These are used in making of automobiles glasses, storage tanks, fuel tanks ... etc.

## Aramid (or) bullet proof FRP's:

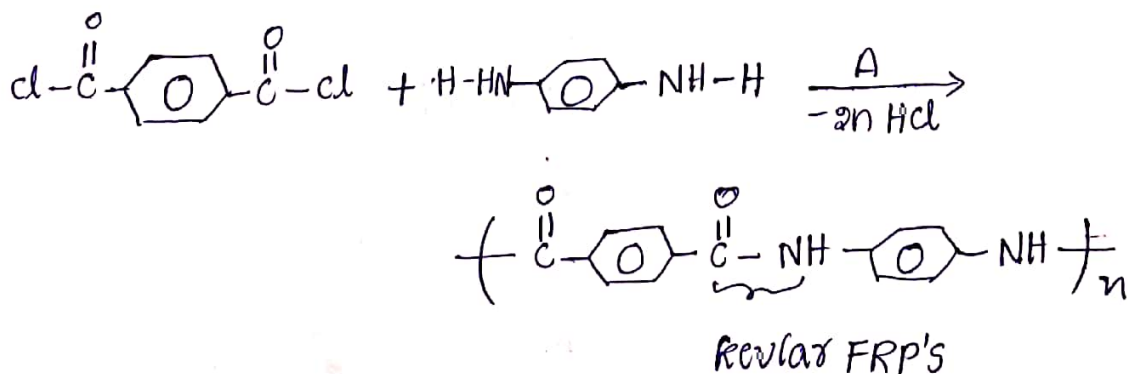
Aramid means aromatic polyamide.

⇒ These are two types

1. kevlar FRP's
2. Nomax FRP's

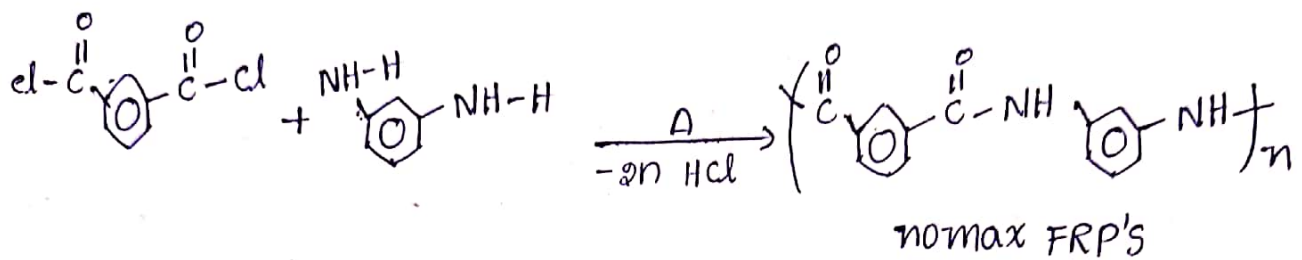
## kevlar FRP's:

It is prepared by condensation polymerisation of Para phthaloyl chloride and para phenylene diamine in the presence of temperature, our elimination molecule is HCl.





Nomax FRP's: It is prepared by condensation polymerisation of meta thalallyl chloride and meta phenylene diamine in the presence of temperature, our elimination is HCl.



Properties:

1. It is very strong
2. It has high heat stability and flexibility
3. chemical resistance
4. corrosion resistance
5. Thermal resistance

Applications:

1. It is used in space crafts, aeroplanes and circuit industry.
2. It is used to make car parts (tyres, break)
3. It is used to make helmets, bullet proof, glasses.
4. It is used in gaskets.

Carbon FRP's: The plastic matrix combined with carbon fibre to form carbon FRP's.

ex: decorative articles, roof designing of houses

Properties:

1. high strength and stiffness
2. Good mechanical strength & chemical resistance.

## Applications :

1. used in vehicles, satellites.
2. used in industrial machinery.

## Bio degradable polymers :

Generally polymers are non-biodegradable but some of the polymers are degraded in the presence of micro organisms is known as bio degradable polymers.

## Controlling factors of degradation :

1. Percentage of crystallinity in polymers.
2. Molecular weight of polymer.
3. Hydrophobicity of polymer.
4. environment surrounding of polymer.

⇒ There are two types of biodegradable polymer.

1. naturally occurring bio-degradable polymer.
2. Synthasised bio-degradable polymer.

## Naturally occurring bio-degradable polymer :

There are 4 types of natural biodegradable polymers.

### 1. Poly saccharides :

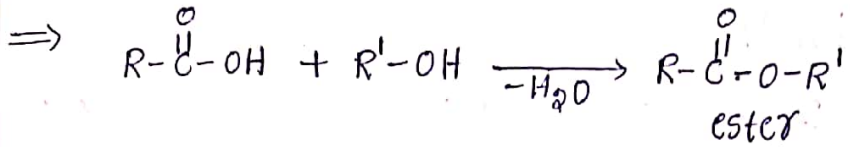
ex: starch, cellulose (green plants)

### 2. protiens :

ex:- Gelatin, casien (cheese protien)

3. Polyesters:

ex: poly hydroxy alkanoids



4. Others:

ex: Lignine, shellac, natural rubber

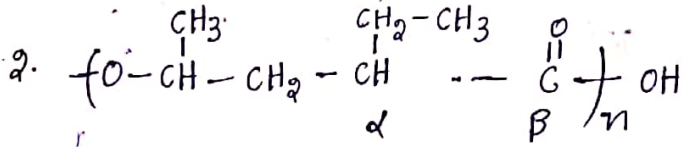
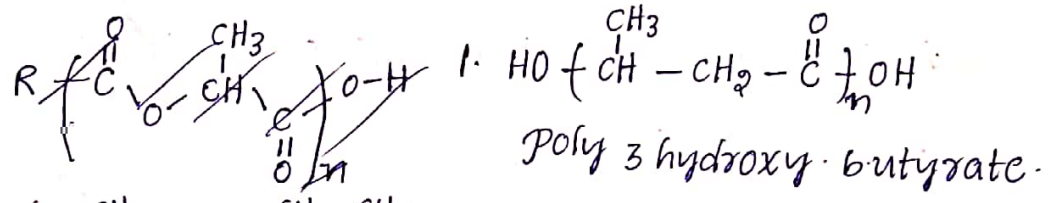
Synthetic biodegradable polymer:

These are many polymers prepared by biological process and these are bio-degradable.

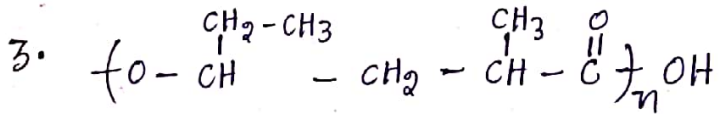
ex: alcohol from molasis, poly latic acids etc.

1. Poly hydroxy alkanates (PHA): BIOPOL.

It is used in orthopedic surgeries



poly  $\beta$ -hydroxy valrianate.

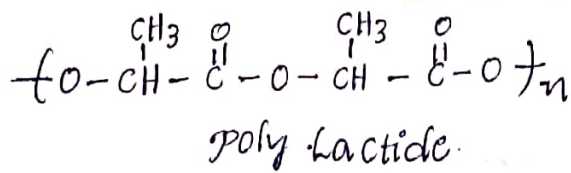


poly - hydroxy valarianate

2. poly Latic acid: (Tapioca)

The fermentation of tapioca (or) starch in aerobic condition we get poly latic acid. (food packing & dippers)

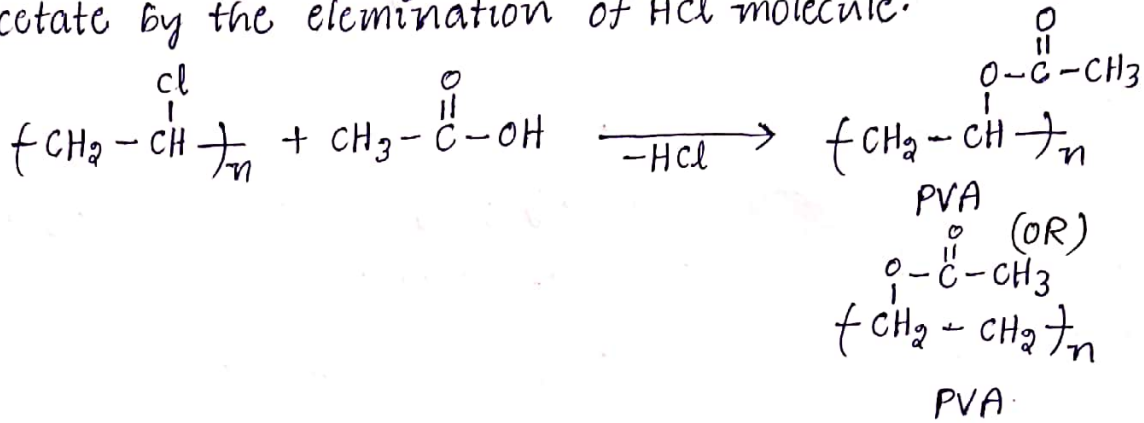
$\Rightarrow$  Tapioca - root part of cassava plant (Brazil).



### 3. Poly vinyl acetate (PVA):

Fermentation of malasis (or) starch.

⇒ poly vinyl chloride treated with acetic acid to form poly vinyl acetate by the elimination of HCl molecule.



### Applications of biodegradable polymer:

1. These are prepared from natural materials.
2. compostable bats help in the disposcale of the vegetable matter.
3. These are environmentry friendly.
4. The polymers of Land fill by solid waste can be reduced.

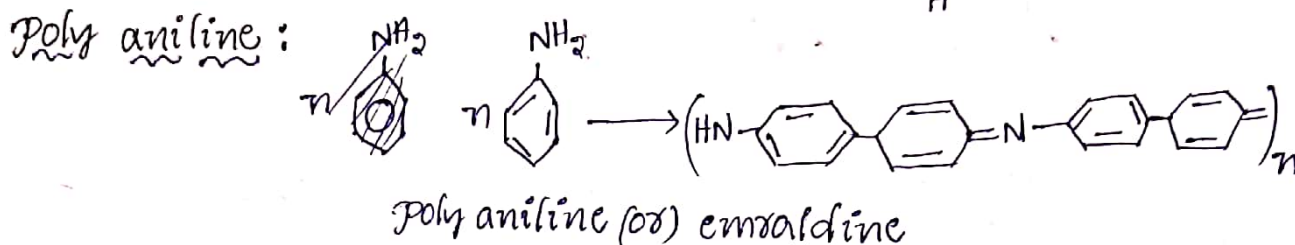
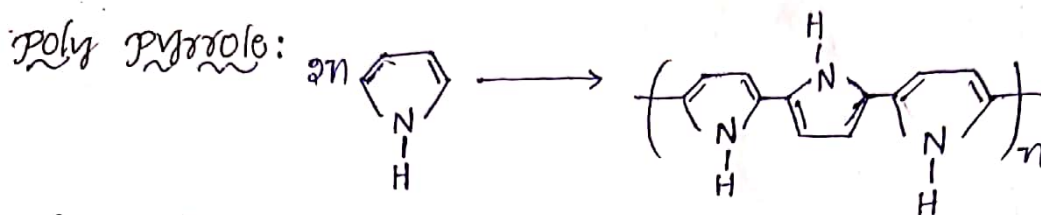
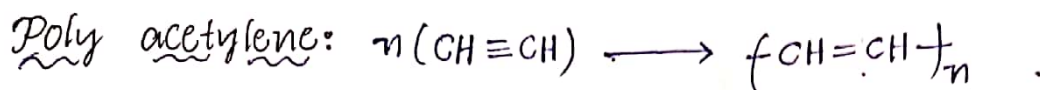
### Conducting polymer:

Generally polymers are insulators but some of the polymers exhibits slightly conducting property because of conjugated double bonds & doped material is known as conducting polymer.

There are two types of conducting polymers.

1. Conjugated conducting polymer
2. Doped conducting polymer

## 1. Conjugated conducting polymers:



## 2. Doped conduction polymer:

It contains two types of doping.

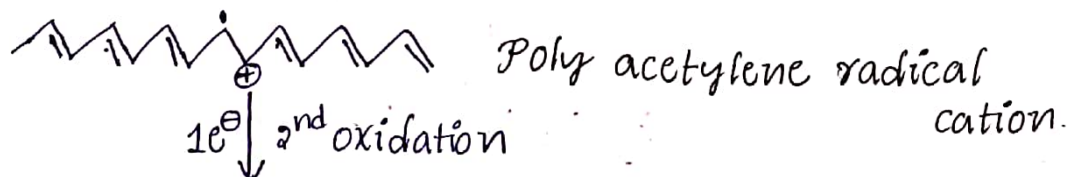
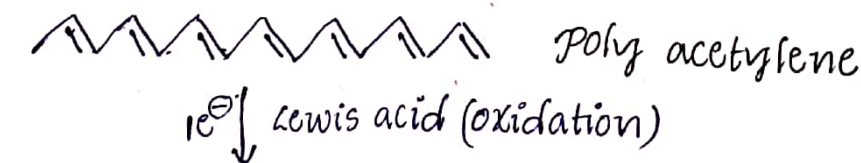
1. P-type doping (or) oxidative doping
2. N-type doping (or) reductive doping

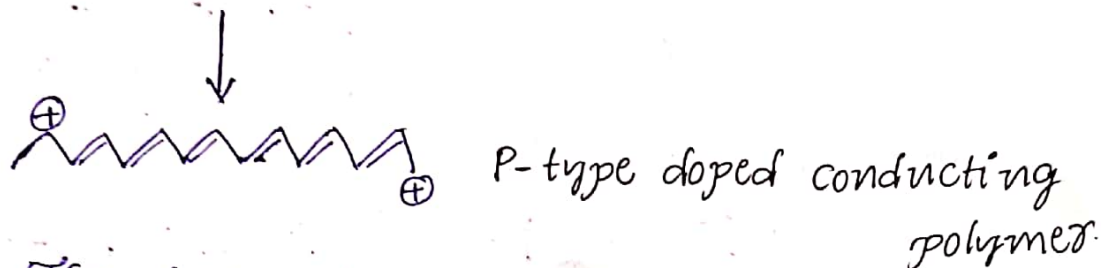

### P-type conducting polymer:

In P-type doping, our doped material is lewis acid. The nature of lewis acid is electron pair acceptor means electron deficiency molecules.

ex:  $\text{AlCl}_3$ ,  $\text{FeCl}_3$ ,  $\text{BF}_3$ ,  $\text{BCl}_3$ ...

### Mechanism:

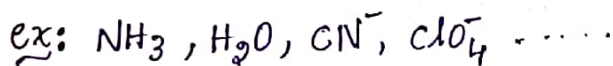




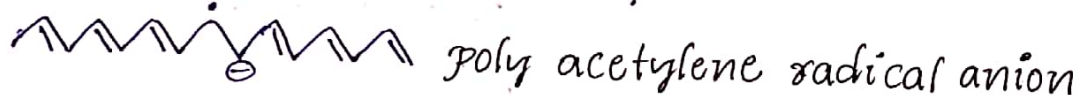
The above polymer the positive charge is moves entire polymer to break the old bonds to forms the new bonds. In which the conducting is due to positive charge. Hence these are called P-type conductivity polymer.

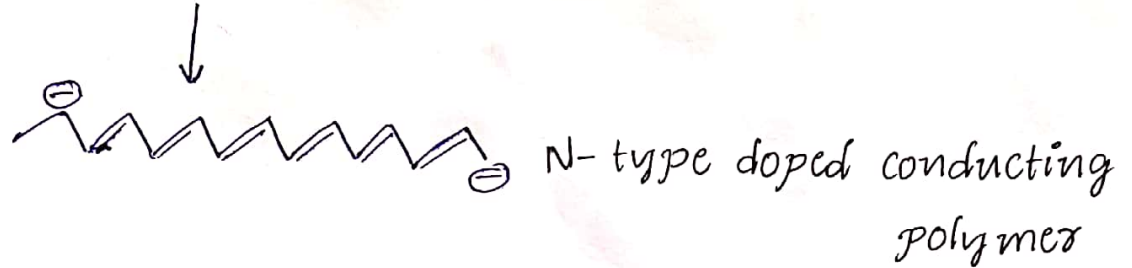
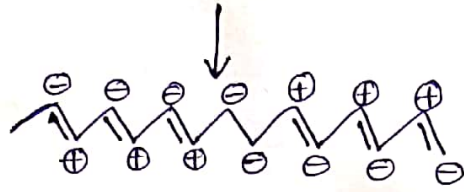
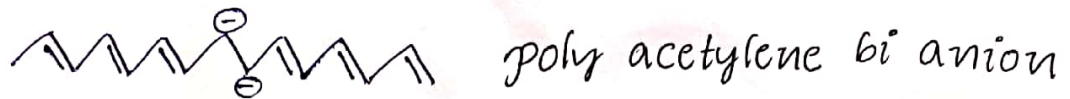
N-type conducting polymers:

In N-type dopping our doped material is Lewis bases. The nature of Lewis base is electron pair donor mean electron deficiency molecules.



Mechanism:





The above polymer the negative charge moves entire the polymer to break the old bonds to form new bonds, in which the conductivity is due to negative charge. Hence these are called N-type conducting polymer.

prepared by

Saivepalli. Venkata Rao

M.Sc. BEd

## E-waste and Control Methods ÷

### \* Introduction ÷

#### Plastics ÷

The Polymeric materials which have high molecular weight Organic Polymers which are moulded into desirable state in the presence of temperature, pressure and catalyst is known as Plastics.

#### E-waste ÷

E-waste (or) electronic waste is created when an electronic product is discarded after the end of its useful life.

The rapid expansion of technology and the consumption driven society results in the creation of a very large amt of e-waste in every minute.

We can simply said that

Technology  $\propto$  E Plastic waste Consumption

In 2006, the united state estimated the amt of world wide electronic waste discarded each year to be 50 million metric tons

E Plastic waste is not an national issue. It is an International (or) global issue.

### \* Source of E-waste ÷

The e-waste can be generated by the All sectors like Govt sector, house hold sector, Private sector

In the Form of

- (i) Computers
- (ii) Monitors
- (iii) Televisions
- (iv) Printers
- etc

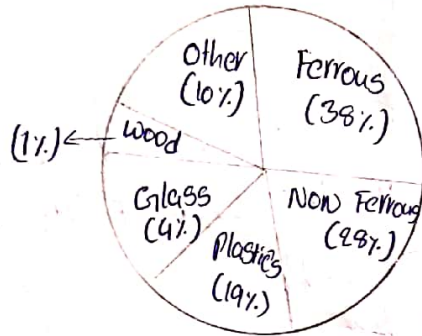
Today's electronic Gadgets Tomorrow's electronic waste.



\* Reasons For E-waste ÷

- \* Advancement to technology
- \* changes in Fashion, Style & Status
- \* Nearing end of their useful life

\* Components OF E-waste ÷



\* Effects due to Components OF E-waste

Sl.No	Component	Extract	Effects
1	Lead	CRT (cathode ray tube)	Anaemia, damage to nervous system
2	Mercury	Flat screen monitors,	Muscle weakness.
3	PVC (Poly vinyl chloride)	Insulation of wires	Respiratory diseases
4	Bisphenol A	Plastic components	Heart problems
5	Poly chlorinated Biphenols	Plastic components.	Damage to the liver

\* E-Plastic Disposal ÷

→ Plastic waste ÷

From key boards, casing, plastic hardware components.

→ Printed Circuit Board waste ÷

From the circuitry boards like Mother board, TV-internal circuits etc.

## \* Control Methods (Recycling of E-waste)

### \* Dis Assembly / dismantling ÷

Disassembly is the systematic removal of components, parts, a group of parts or a subassembly from a product which is in E-waste.

### \* Upgrading ÷

It includes comminuting and separation of materials using mechanical / physical and/or metallurgical processing. Methods to recover materials include refining and other.

### \* Material Recovery ÷

The materials are recovered by recycling facilities. The plastics, glass, metals can be recovered by sorting them before mixing with other waste.

## \* Advantages of Recycling E-waste

### \* Asset recovery

### \* Reduction of need for landfills

### \* Reduction of junks

### \* Resale and Reuse

### \* creation of jobs

## \* Conclusion ÷

→ e-waste is one of the fastest growing problem in the world. Hence we are aware of that.

→ Product design by using safe and most emerging technologies and raw materials, which are environment friendly.

→ Implementing 3R principle  
Reduce - Reuse - Recycle.

# Bio polymer

Definition: It is a polymer that is developed from living beings. It is a biodegradable chemical compound that is regarded as the most organic compound in the ecosphere.

The name "Biopolymer" indicates that it is a biodegradable polymer.

## Biopolymer History:

This polymer has been present on earth for billions of years. It is older than synthetic polymers such as plastics.

- Ex: 1. proteins 2. Carbohydrates 3. DNA 4. RNA 5. lipids  
6. Nucleic acids 7. peptides 8. polysaccharides.

- DNA biopolymer is the most important of humans
- The most common biopolymer is cellulose, It is also the most abundant organic compound on this planet.
- It comprises 13.3% of all planet component on earth.

## Bio polymer classification:

### Sugar based Biopolymers:

starch or sucrose is used as input for manufacturing polyhydroxybutyrate. sugar based polymers can be produced by blowing, injection, vacuum forming and extrusion. lactic acid polymers are created from milk

sugar that is extracted from potatoes, Maize, wheat and sugar beet.

### starch based Biopolymers:

Starch acts as a natural polymer and can be obtained from wheat, topica, maize and potatoes. The materials is stored in tissues of plants as one way carbohydrates. It is not present in animal tissues.

### Biopolymers based on synthetic materials:

Synthetic compounds that are obtained from Potroleum can also be used for making biodegradable polymers such as aliphatic aromatic copolyesters.

### Cellulose based polymers:

These are used for packing cigarettes, CDs and confectionary. It is obtained from natural resources like cotton, wood, wheat and corn.

The production of biopolymer may be done either from animal products or agricultural plants.

### Biopolymer types:

These are primarily two types of Biopolymer, one that is obtained from living organisms and another that is produced from renewable resources but require polymerisation.

### Biopolymer uses:

1. Biopolymers based on synthetic are used to manufacture substrate mats.
2. Cellulose based Biopolymers, such as cellophane are used as packaging material.
3. These polymers can reduce carbon dioxide level in the atmosphere and also decrease carbon emission.

BioMaterial:- The substances that has been engineered to interact with biological systems for medical purpose. directly with living cells of our body.

Bio Medical Polymers:- The polymers that have been used for medical including preventive medicine, and surgical treatment of diseases.

Properties:-

- \* Non-toxic
- \* light weight
- \* Resistance to biochemical attack
- \* flexibility
- \* It can be fabricable into desired shape without affecting properties.

Types of Bio-Medical polymers.

Natural:- These are derived from naturally occurring materials or organisms.

These are divided into 3 types on based of chemical structure.

1) Polysaccharides:- These monosaccharides combine together to form a polysaccharide.

Ex:- Cellulose, chitin, collagen.

## \* cellulose formation:

Glucose combines to form cellulose

\* It is used for drug delivery, blood purification, wound dressing.

## 2) Protein → collagen

collagen → protein made of amino acids.

\* It is used in cosmetic surgical treatment.

## 3) Bacterial polyesters → production of medical devices.

ex: screws, bone fixation, tissue repairs

## Properties of Natural Bio-Medical polymers.

\* Cheap to manufacture

\* Non-toxic

\* Highly porous

\* Bio degradable

Biodegradable:- It is carried out through thermal oxidation, photolysis (or) radiolysis but through enzymatic or non-enzymatic hydrolysis.

=> Degradation time must match the time required

=> should be metabolised in the body after fulfilling its purpose.

=> Remain sufficiently strong until the surrounding tissue has healed.

Synthetic:- These are artificially prepared in Industry.

According to properties of these are four types

- \* Biostable
- \* Bio eradible
- \* water soluble
- \* others.

Biostable:- polymers which are used for long time in place of organs i.e, artificial organs.

Ex:- polyurethane.

Bio eradible:- which serve short term purpose in body and decompose to small molecules that can be metabolized (or) excreted.

Water Soluble polymers:- that forms part of plasma or which functions as macromolecular drug.

Applications:- Most widely used are is silicone rubber (Polydimethyl siloxane)

- \* Desirable flexibility
- \* inertness to body fluids.
- \* non-toxicity

Poly urethane is used in Biostable polymers.

- \* Blood filtration.
- \* Heart valves
- \* vascular tubing

## Artificial Heart:

In the year 1982, scientist Robert Jarvik is a person who developed an artificial heart by using smooth polyurethane.

Name: Jarvik 7

1st patient to have artificial heart Barney Clark.

\* Artificial kidney transplantation by Willem Kolff.

## ABIO Heart:

Made of titanium and a plastic to which the blood does not stick to its walls.

- \* walls are flexible made of silicon.
- \* lifespan is about 5 years
- \* polyvinyl chloride (PVC)  $\left[ \text{CH}_2 - \text{CH} \right]_n$

Manufacture of disposable syringes.

- \* Polypropylene: Heart valves; blood filtration.
- \* Polyalkylsophane: Membrane oxygenator.

\* Poly methyl methacrylate: (PMMA)

Contact lenses; dental restoratives  
Fracture fixation.



## Advantages:-

\* less cost effective.

\* Great no. of choice for treatment of diseases

## Disadvantages:-

\* shows various problems if used as permanent for body.

\* low effectiveness.

## Conclusion:-

Now-a days the medical field is developing rapidly by its wonderful discoveries. as biomedical polymers is also are of the great discoveries by the great scientists and still many scientists are working to make the biomedical polymers without any disadvantage and as these plays a major role in medicine. So everyone should be aware of its usage and may use in a proper ways.

prepared by

Saivepalli Venkata Rao

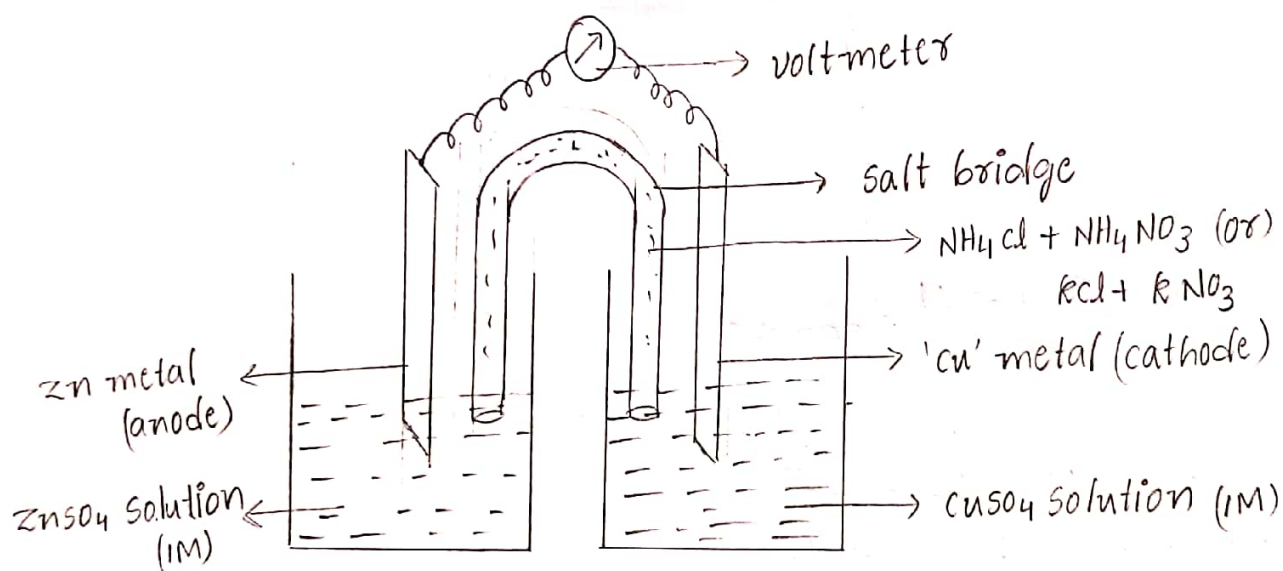
M.Sc B.Ed

Introduction: Electro chemistry is the branch of physical chemistry which explains electricity and chemical reaction.

Electro chemical cells:

A device which converts chemical energy into electrical energy by spontaneous redox reaction is known as electro chemical cell (or) voltaic cell (or) galvanic cell (or)

Daniel cell.

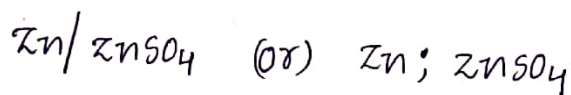


It consists of two half cells the half cell on the left side consists a 'zinc metal electrode' dipped in 'ZnSO<sub>4</sub>' solution. The half cell on the right side consists a 'cu' electrode dipped in CuSO<sub>4</sub> solution. These two half cells are joined by salt bridge. In which zn and cu electrodes are connected to voltmeter and electrolytes (ZnSO<sub>4</sub>, CuSO<sub>4</sub>) connected by salt bridge.

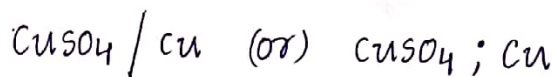
## Cell Representation:

⇒ Anode half cell is written on left hand side and cathode half cell is written on right hand side.

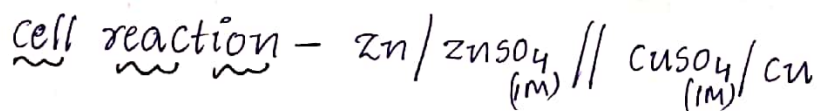
⇒ Anode is represented by first metal electrode and then electrolyte. These two are separated by vertical line (or) semi colon.



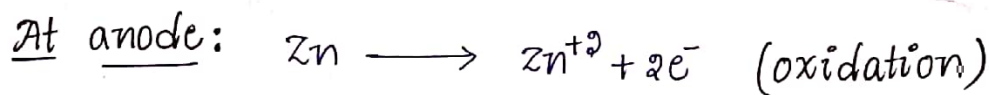
⇒ cathode is represented by first metal electrode and then electrolyte. These two are separated by vertical (or) semi colon



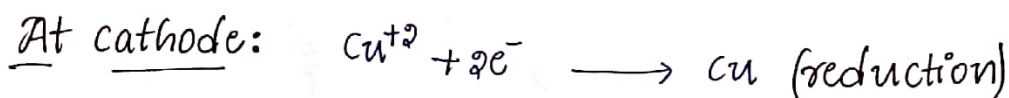
⇒ These two cells are separated by salt bridge which is indicated by double vertical line.



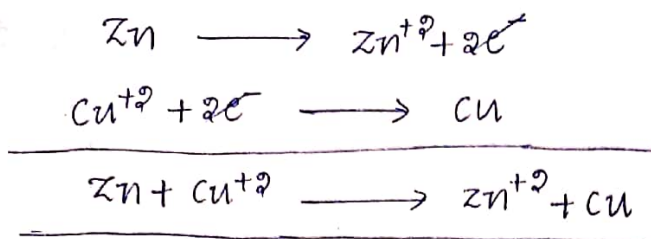
oxidation half cell reaction: 'zinc metal' acts as anode undergoes oxidation reaction by losing of electrons to form ' $\text{Zn}^{+2}$ '.



Reduction half cell reaction: 'copper metal' acts as cathode undergoes reduction reaction by gaining of electrons to form 'Cu'.



## Net Reaction:



Role of salt bridge: salt bridge is inverted U-shaped tube which have KCl, KNO<sub>3</sub> and gelatin (or) NH<sub>4</sub>Cl, NH<sub>4</sub>NO<sub>3</sub> and gelatin. is gel state is known as "agar agar gel".

- ⇒ It prevents accumulation charge of liquid junction potential
- ⇒ It allows electrons from anode to cathode.
- ⇒ It does not allows electrolyte substance from anode to cathode.

## Single electrode potential:

when a metal rod dipped in its salt solution The metal atom tends either to lose electrons (oxidation) or to accept electrons (reduction) the process of oxidation (or) reduction depends on the nature of metal. In this process there develops a potential between the metal atoms and its corresponding ions called the electrode potential. There is a between metal and metal ion and the potential value of electrolyte is zero and hence is called single electrode potential. It is measured in volts.

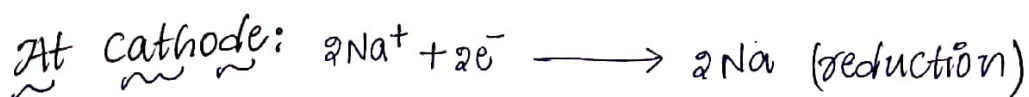
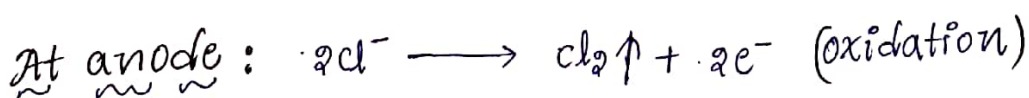
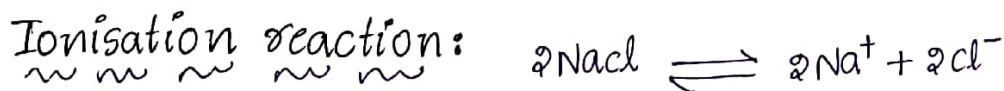
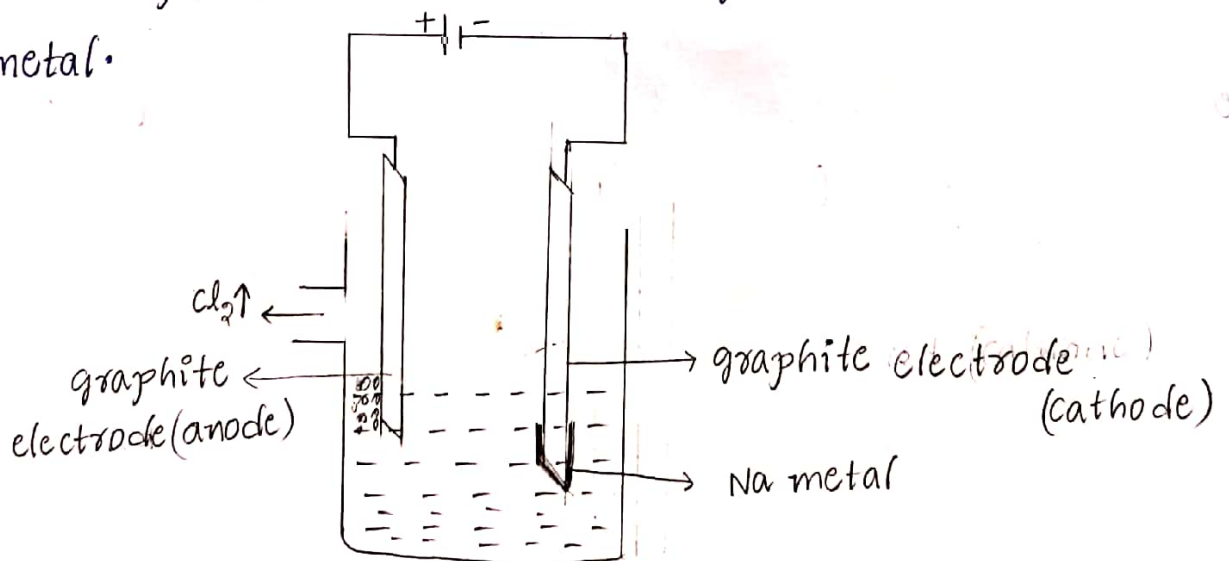
## Electrolytic cell (or) irreversible cell:

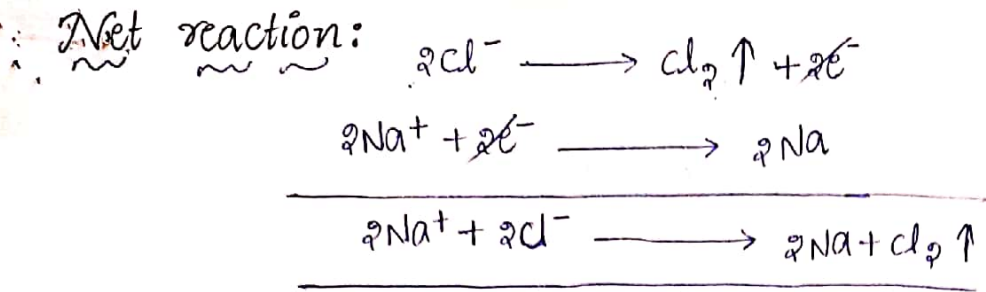
A device which converts electrical energy into chemical energy by spontaneous redox reaction is called electrolytic cell (or) irreversible cell.

## Electrolysis of fused NaCl:

In this process two platinum electrodes are immersed into fused NaCl electrolyte solution, in this two platinum electrodes are connected to battery. positive cell terminal connected platinum electrode acts as anode and undergoes oxidation, negative cell terminal acts as cathode and undergoes reduction.

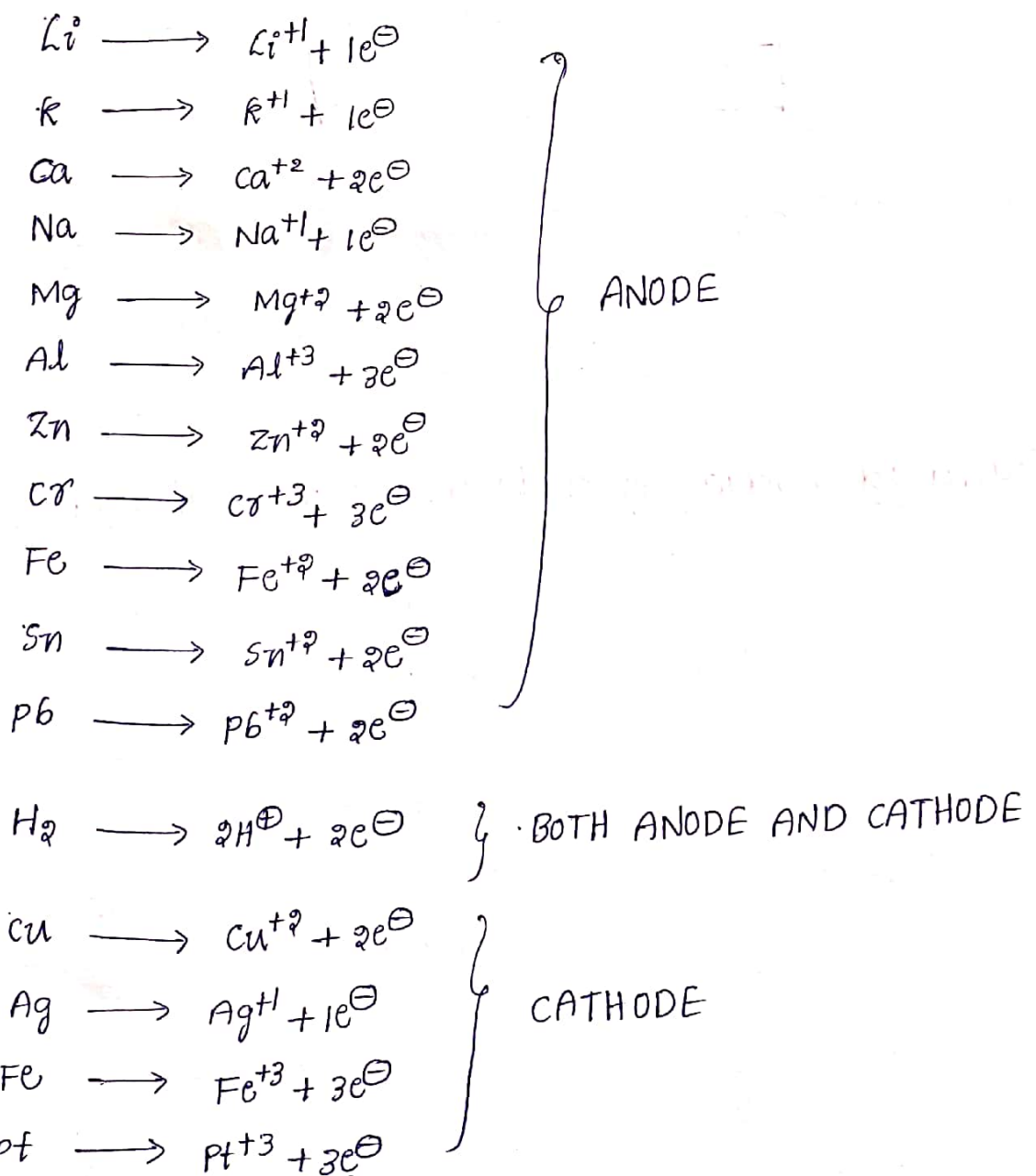
At anode position chloride ions combine to release  $Cl_2$  gas, at cathode position sodium ions gains electrons to form sodium metal.





Electro chemical series (galvanic series):

A series of metals arranged in increasing order of standard reduction potential and decreasing order of standard oxidation potential is known as "electro chemical series"



## Significance:

1. we understood reactivity of the metals
2. Hydrogen acts as both anode and cathode because of which undergoes oxidation, reduction reaction.
3. Above the hydrogen element the metals acts as anode undergoes oxidation reaction which have negative electrode potential value.
4. below the hydrogen element the metals acts as cathode undergoes reduction reaction which have positive electrode potential value.
5. we should calculate electro motive force EMF using electro chemical series

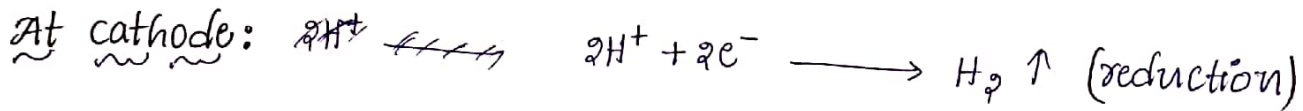

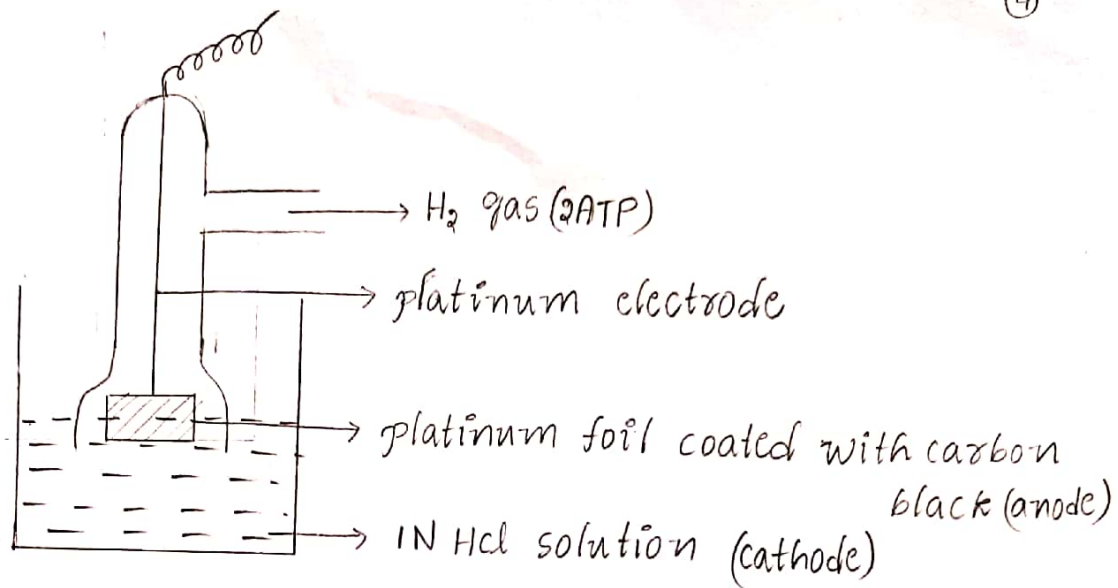
$$EMF = E_{\text{cathode}} - E_{\text{anode}}$$

6. In metallurgy concept we should separate metals from ore.
7. Above the hydrogen element which acts as anode undergoes rapid corrosion when compared to lower position of metals.

## Standard hydrogen electrode (or) normal hydrogen electrode:

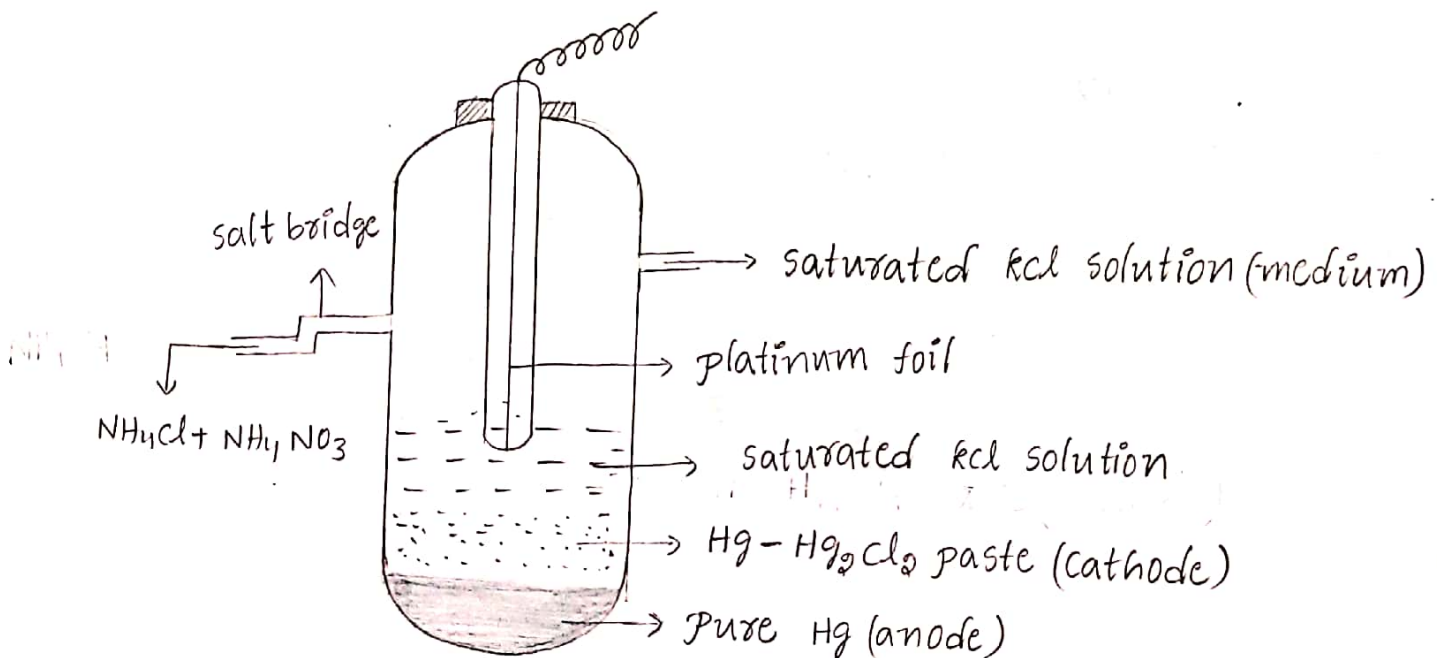
placing platinum foil into 1N of HCl solution. The foil is coated with carbon black powder which absorbs hydrogen gas. The foil is closed with open bell like glass tube which have inlead for the supplying of hydrogen gas at 2ATM. The platinum foil absorbs hydrogen gas then converted into hydrogen electrode.

1. Here, hydrogen electrode acts as anode.
2. The electrolyte solution acts as cathode.



⇒ Here, net reaction is 'zero', the electrode potential also zero.

Calomel electrode (or) Hg - Hg<sub>2</sub>Cl<sub>2</sub> electrode:



Construction:

It consists along glass tube the bottom to the glass is filled with pure 'Hg' above the pure Hg mercury-mercurous chloride electrode. The remaining portion of the tube is

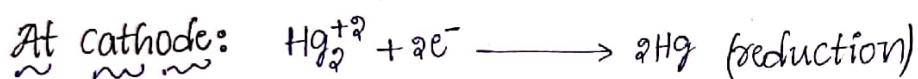
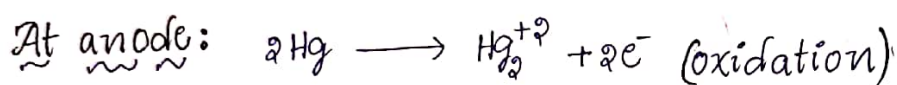


filled with saturated kcl solution. The glass having two inlets, one is used for filled saturated kcl and another one is acts as salt bridge. The platinum electrode immersed in the tube upto the paste.

⇒ The potential calomel electrode is depends on concentration of kcl solution.

⇒ If we take saturated kcl solution then the  $E^\circ$  value is '0'v.

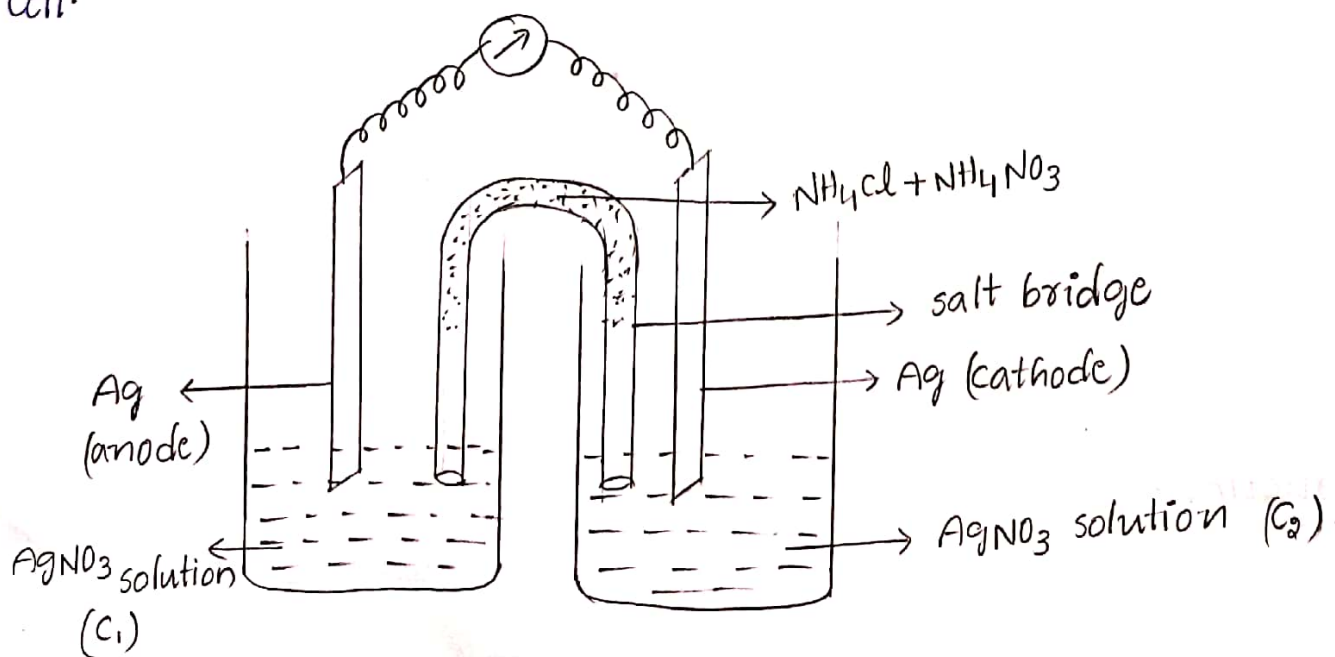
working:



⇒ The net reaction is zero. so, electrode potential is zero.

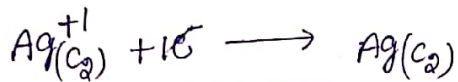
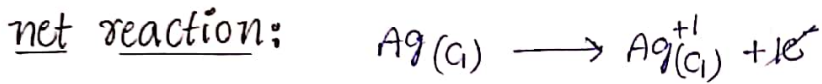
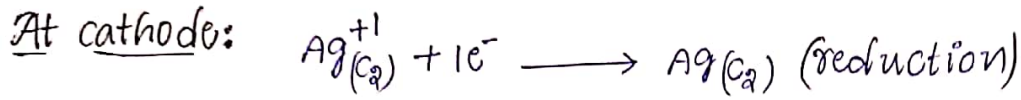
Concentration cell:

A device which converts chemical energy into electrical energy by spontaneous redox reaction. Here, the concentration of electrolyte is different is known as concentration cell.



⇒  $C_2 > C_1$

operator: In which electrodes are same and electrons are also same but concentrations are different  $c_1$  and  $c_2$ . In which  $c_2 > c_1$ .



According to "Nernst equation"

$$\implies \text{EMF} = E^\circ + \frac{0.0592}{n} \log(K)$$

$$\implies \text{EMF} = E_R - E_L$$

Cell representation:  $\text{Ag}(c_1) / \text{AgNO}_3(c_1) // \text{AgNO}_3(c_2) / \text{Ag}(c_2)$

$$E_R = E^\circ + \frac{0.0592}{n} \log(c_2)$$

$$E_L = E^\circ + \frac{0.0592}{n} \log(c_1)$$

$$\text{EMF} = E_R - E_L$$

$$= E^\circ + \frac{0.0592}{n} \log(c_2) - E^\circ - \frac{0.0592}{n} \log(c_1)$$

$$= \frac{0.0592}{n} [\log(c_2) - \log(c_1)]$$

$$\text{EMF} = \frac{0.0592}{n} \log\left(\frac{c_2}{c_1}\right)$$

Battery: A device which converts chemical energy into electrical energy is known as battery. Battery principle is same to electrochemical cell.

The batteries are two types, they are

1. Primary battery
2. Secondary battery

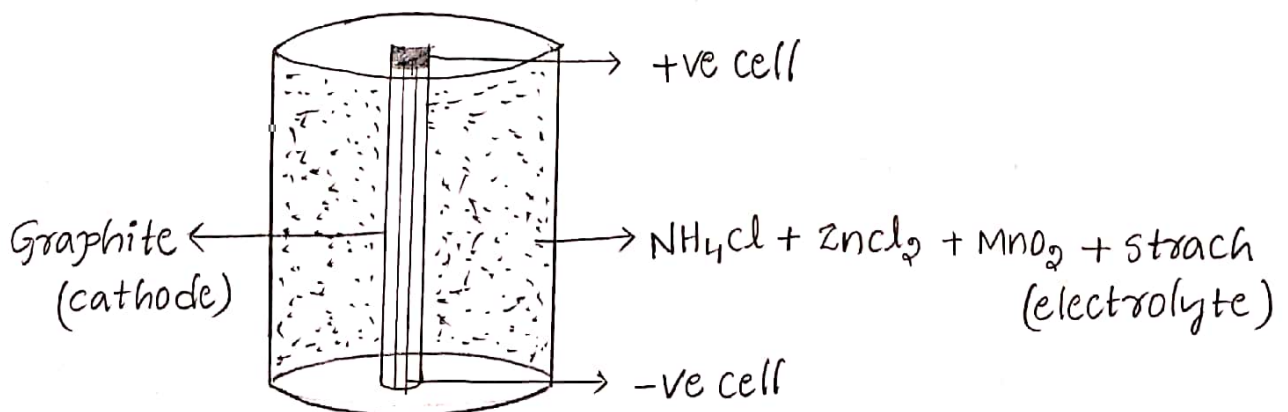
1. Primary battery: The starting stage of batteries (or) non-rechargeable batteries is known as primary batteries

ex: dry cell, Leclanche cell, zinc air cell

2. Secondary battery: Present using batteries (or) rechargeable batteries is known as secondary batteries.

ex: nickel-cadmium cell, nickel metal hydride cell

Dry cell (or) Leclanche cells:

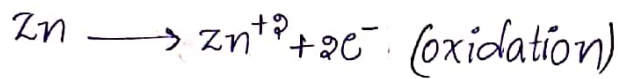


6

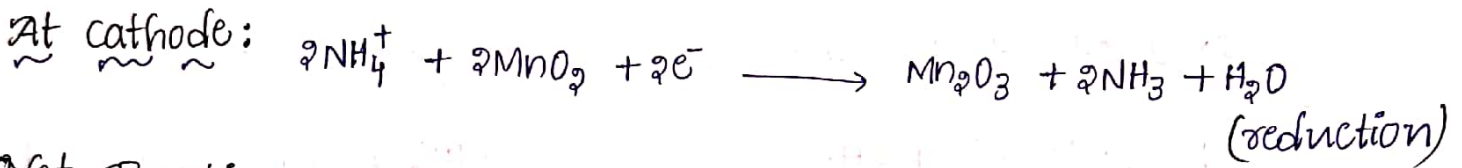
Zinc can act as anode and undergoes oxidation. Graphite rod acts as cathode but it does not undergo reduction reaction because of it is a non-metallic element.

The mixture of  $\text{NH}_4\text{Cl}$ ,  $\text{ZnCl}_2$ ,  $\text{MnO}_2$  and small amount of starch powder acts as electrolyte which undergoes reduction reaction.

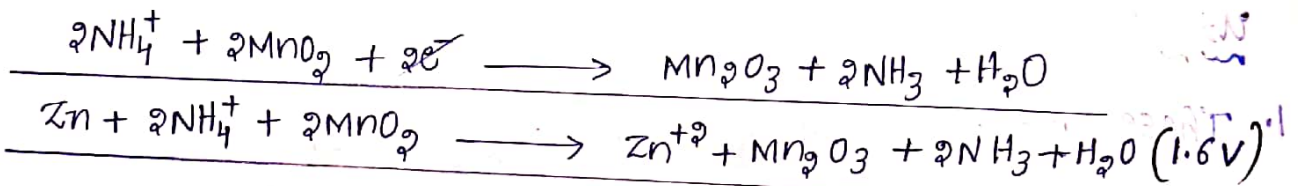
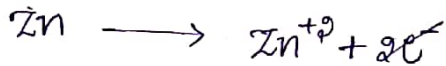
At anode:



At cathode:



Net Reaction:



Advantages:

1. It is low price.
2. It gives 1.5 volt of voltage.
3. These are nontoxic batteries.

uses:

It is used in electronic devices like calculator radios, wall clocks, vacuum cleaners . . etc.

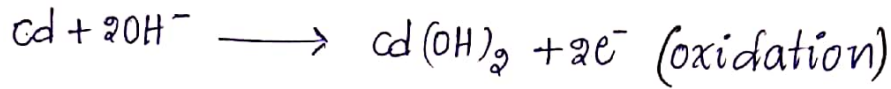
Nickel cadmium cells (Ni-CD):

It is an example of secondary cell (or) battery. In this cell cadmium metal acts as anode and undergoes oxidation and nickel oxyhydroxide

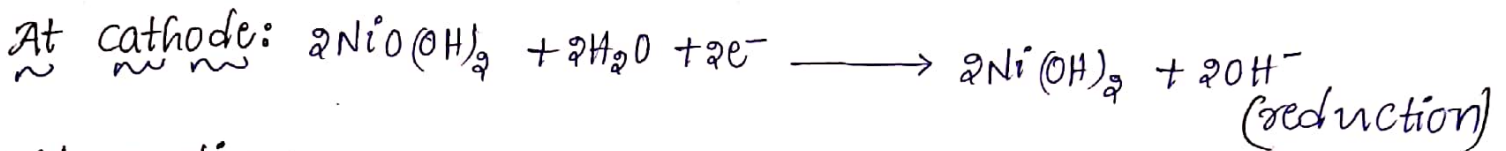
$\text{NiO}(\text{OH})_2$  acts as cathode undergoes reduction and alkaline potassium hydroxide ( $\text{KOH}$ ) acts as electrolyte.

The power out for these batteries is 1.4V


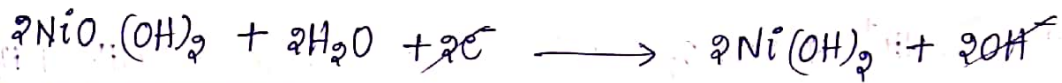
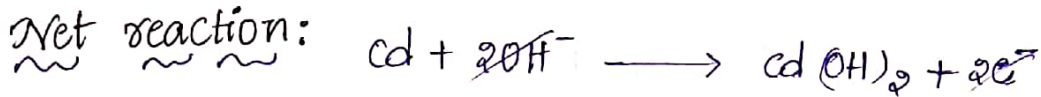
At anode:



At cathode:



Net reaction:



uses:

1. These are used in medical applications.
2. These are used in research equipment.
3. These are used in high quality lab equipments.

Nickel-metal hydrides cell ( $\text{Ni-MH}_2$ ):

In this cell  $\text{MH}_2$  acts as anode undergoes oxidation and nickel oxyhydroxide [ $\text{NiO}(\text{OH})_2$ ] acts as cathode undergoes reduction and electrolyte solution is alkaline  $\text{KOH}$  solution. These batteries are recharging power is 1.2V

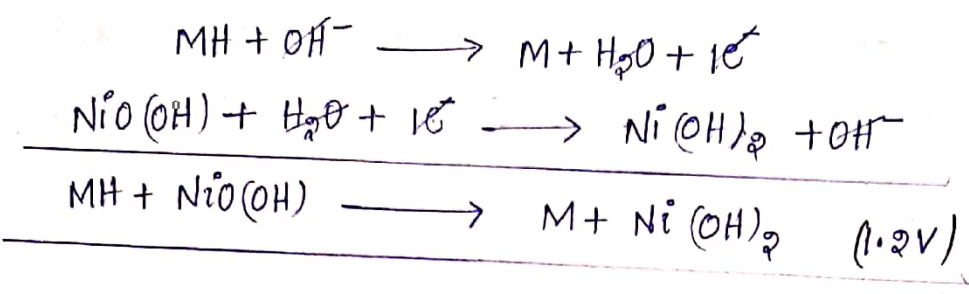
At anode:



At cathode:



net reaction:

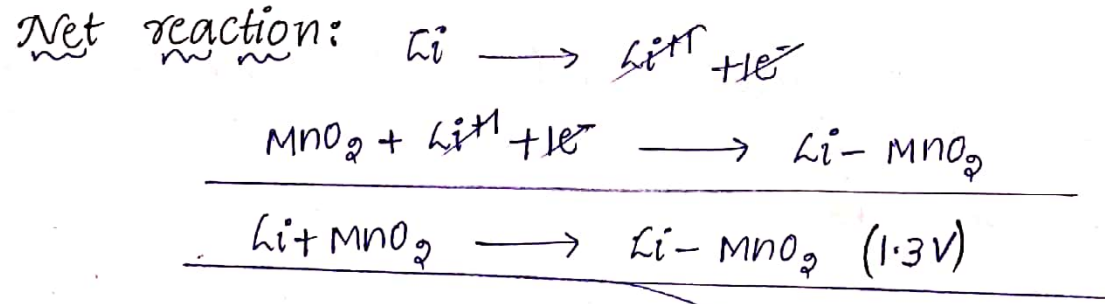
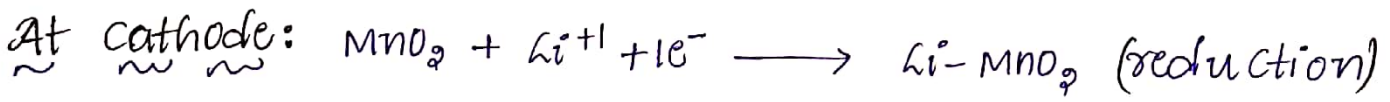
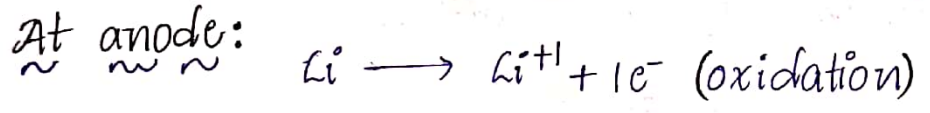


uses:

1. It is used in electronic devices like computers.
2. It also used in electrical vehicles.

Lithium ion cell (Li-MnO<sub>2</sub> cell): In this cell Lithium metal acts as anode and undergoes oxidation and MnO<sub>2</sub> acts as cathode undergoes reduction and Lithium metal is organic solvent in electrolyte.

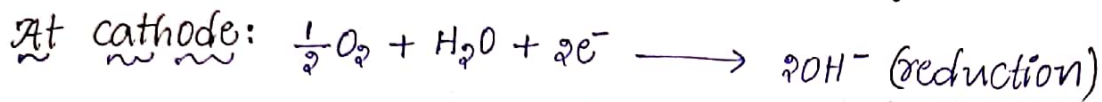
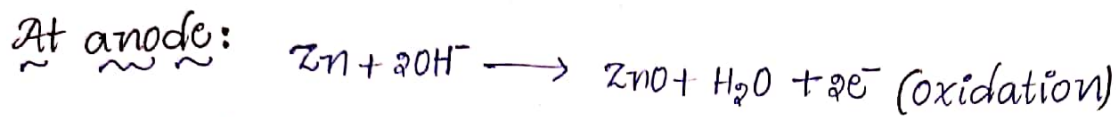
The power output for this cell is [1.3V]



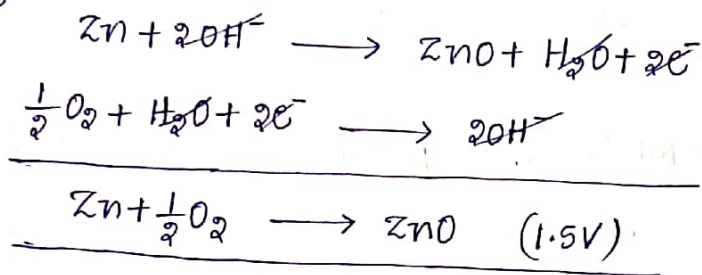
Applications:

1. These are used in automatic cameras.
2. conic types of lithium cells are used in wrist watches and calculators.

Zinc air cells: In the type of primary cell, the cell of zinc metal acts as anode undergoes oxidation and porous carbon plate acts as cathode undergoes reduction and alkaline KOH acts as electrolyte.



Net reaction:



⇒ The power output for this cell is  $-1.5\text{V}$

Applications:

1. These are used in military voice transmitters.
2. It is also used in electronic pagers.

Fuel cells:

A fuel cell is an electrochemical cell which converts chemical energy into electrical energy by using fuel in the presence of oxygen and hydrogen gases respectively.

The basic principles of fuel cells are identical to those of the electro-chemical cells.

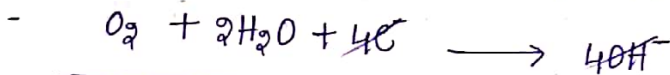
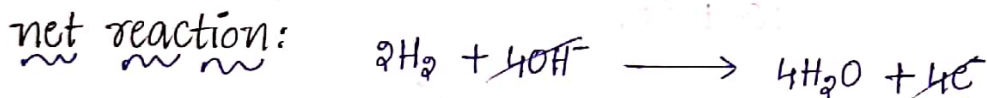
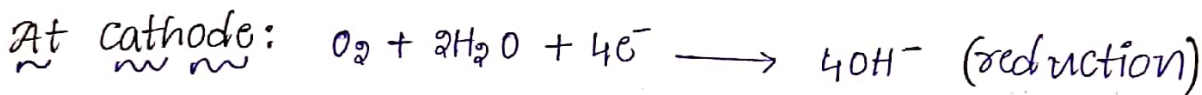
The fuel and the oxidising agents are continuously and separately supplied to the electrodes of cell, at which they undergo reactions. Fuel cells are capable of supplying current as long as the reactants are supplied.

Fuel cells are characterised by

1. high energy efficiency.
2. low noise level
3. no thermal pollution

Hydrogen - oxygen fuel cells (H<sub>2</sub>-O<sub>2</sub>) :

In this fuel cell, 2 porous graphite electrodes coated with platinum particles acts as anode and cathode. The electrolyte solution is 2.5% of KOH solution means 2.5g KOH present in 100ml of water.



⇒ The power output is 1.23V

Applications:

1. As an auxiliary energy source in space vehicle, submarines... etc.
2. Because of light weight, these are preferred for space craft and product H<sub>2</sub>O is a valuable fresh water for astronauts.

Advantages:

1. Energy conversion is very high.
2. Noise & thermal pollution are low.



3. Maintenance cost is low.

4. Product  $H_2O$ , is a drinking water source for astronauts.

### Limitations:

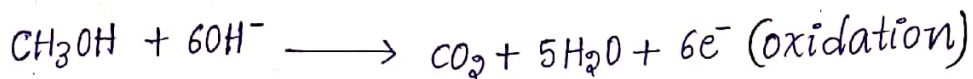
1. The lifetime of fuel cell is not accurately known.

2. This initial cost is high.

Methyl alcohol oxygen fuel cell ( $CH_3OH$ ): [alkaline fuel cell]

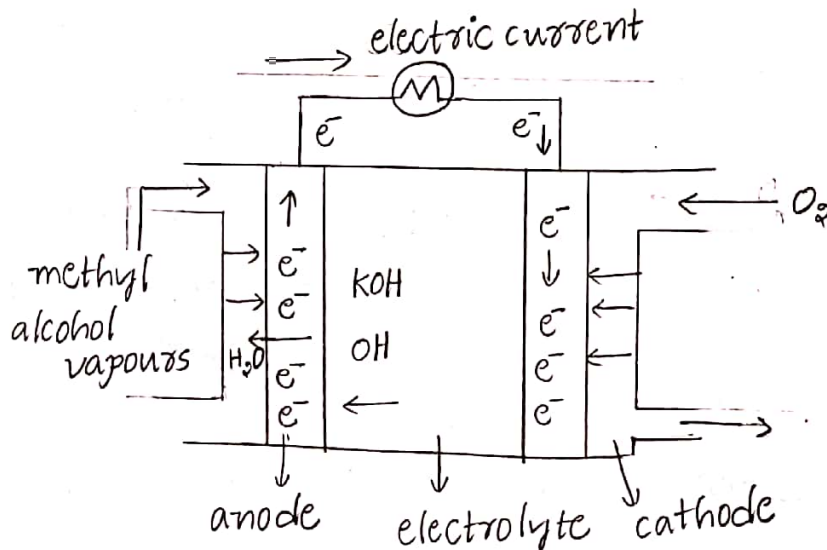
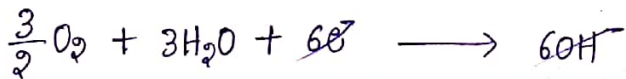
Materials: 2 porous nickel plate, one porous nickel plate is coated impregnated with platinum particle which acts as anode, another porous nickel plate is coated with silver particles acts as cathode. The electrolyte solution is saturated KOH solution.

At anode:



At cathode:  $\frac{3}{2}O_2 + 3H_2O + 6e^- \longrightarrow 6OH^-$  (reduction)

net reaction:  $CH_3OH + 6OH^- \longrightarrow CO_2 + 5H_2O + 6e^-$

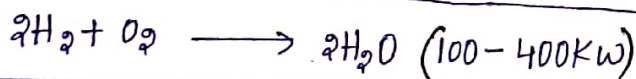
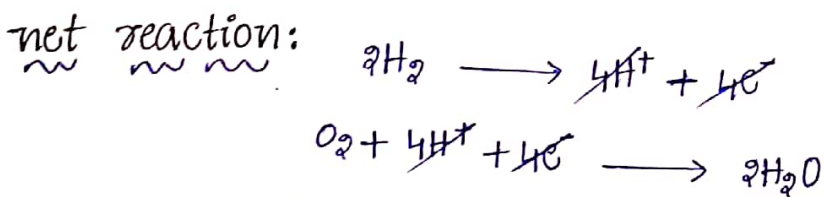
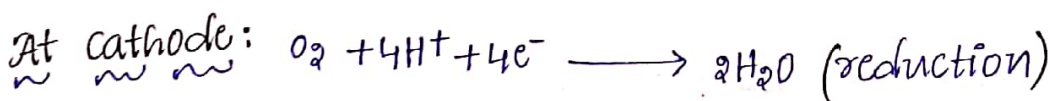



## Advantages:

1. These cells are stable at all environmental conditions.
2. Easy to transport.
3. Less risk to aquatic plants, animals ... etc.
4. Because methanol possess lower inflammability limit than gasoline it posses less fire risk than gasoline.
5. B'coz of high hydrogen concentration in methanol it is an excellent fuel.

## Phosphoric Acid fuel cells (PAFC):

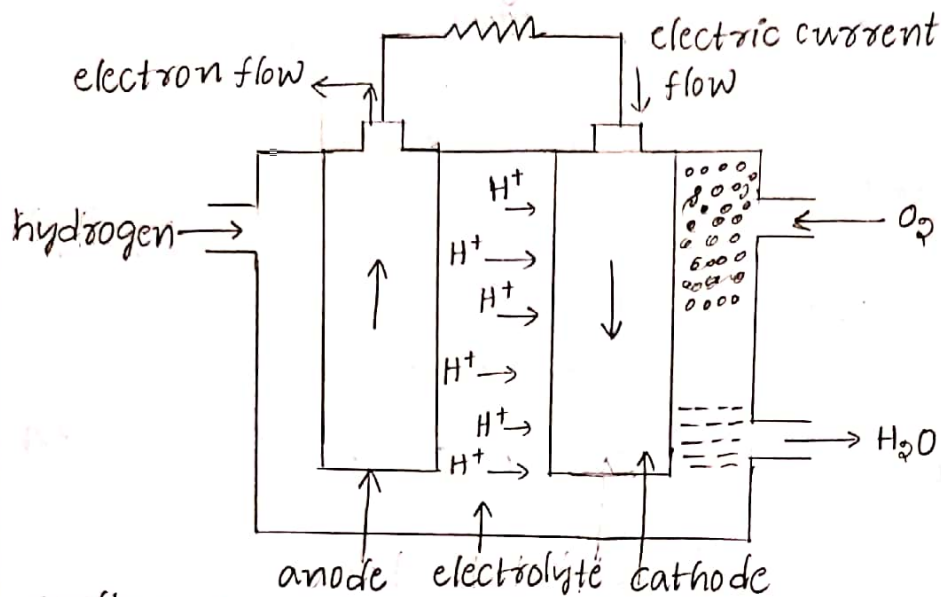
In phosphoric acid fuel cell, 2 porous carbon plates coated with platinum particles acts as anode & cathode. The electrolyte solution is a mixture of phosphoric acid & silica carbide matrix ( $\text{SiC}_2$ ). The power output is 100 - 400kw. power output is very high due to it is strong acid acts as a electrolyte.




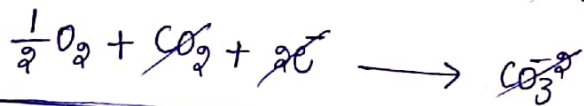
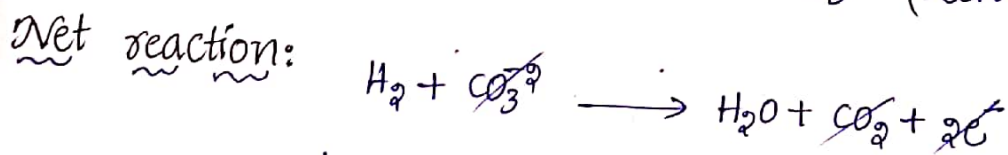
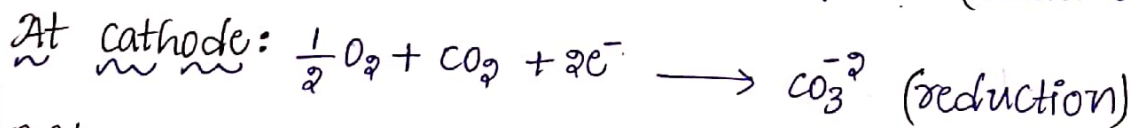

## Applications:

1. phosphoric acid fuel cells are used for stationary power generation with output 100kw to 400kw

2. used for large vehicles as buses.

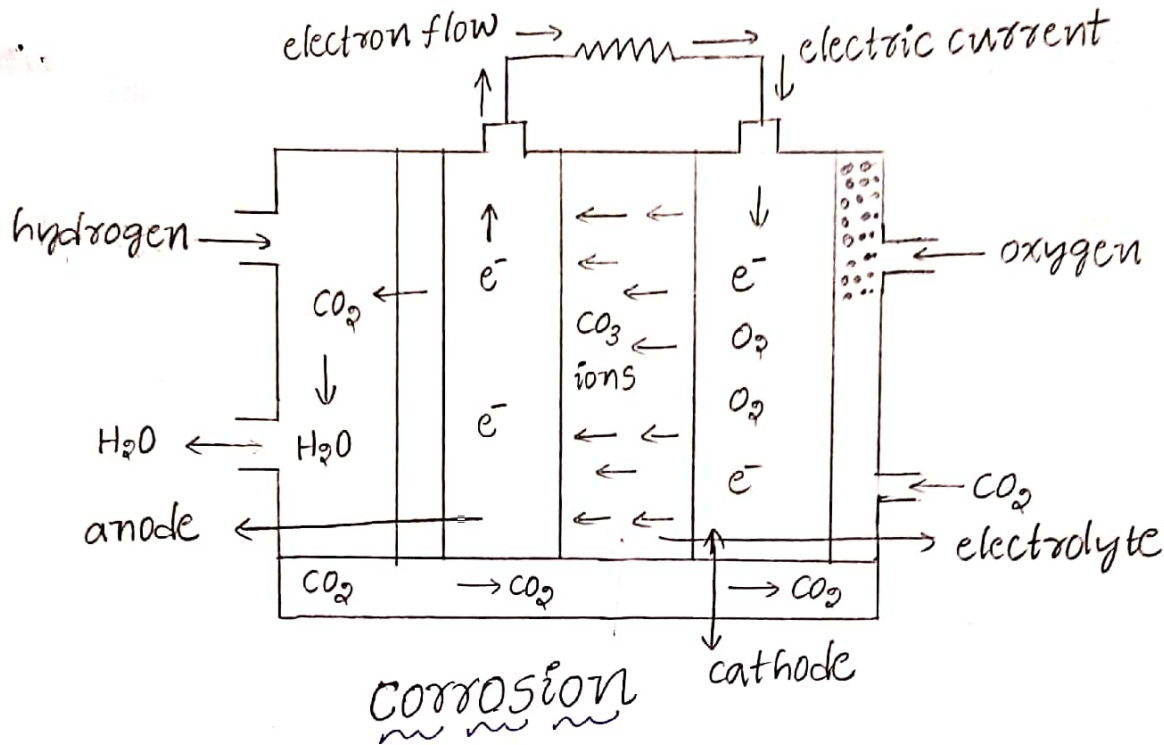


molten carbonate fuel cells (MCFC): In this fuel cell, one porous nickel plate is impregnated with platinum particles acts as anode, another porous nickel plate is coated with lithiated nickel oxide acts as cathode. The electrolyte solution is sodium potassium carbonate and ceramic cell ( $\text{LiAlO}_2$ ).



Applications:

Molten carbonate fuel cells are used in many industries to produce electric power via steam turbines.




Corrosion: The process of destruction (or) deterioration of metals quantity by the action of environment is known as corrosion

ex: 1. Iron form reddish brown colour precipitate in its surface is known as rusting of iron ( $Fe_2O_3 \cdot x \cdot H_2O$ ).

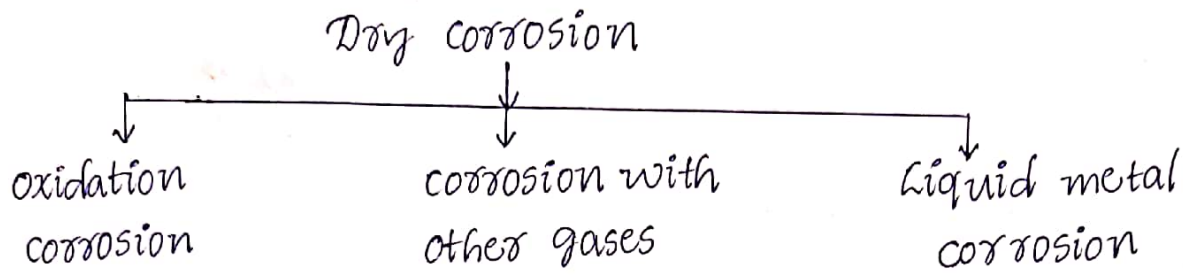
2. Copper forms greenish colour layer in its surface is known as rusting of copper ( $Cu_2O$ )

Theories of corrosion:

1. Acid - theory corrosion: The metals interacts with atmosphere gases like carbon dioxide, water vapour and oxygen gas to form metallic carbonic acids. Further, carbonic acid generates corrosion to the metal.

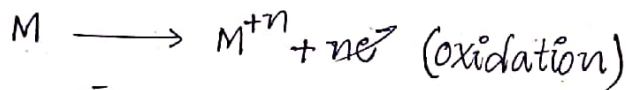


# Dry theory (or) Direct chemical attack theory of corrosion:

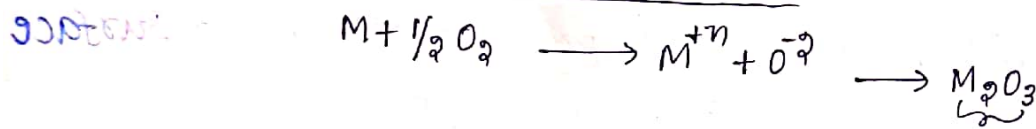


1. oxidation corrosion: Metals reacts with dry atmospheric oxygen to form a metal oxide layer on its surface.

At anode:



At cathode:  $\frac{1}{2} O_2 + ne^{-} \longrightarrow O^{-2}$  (reduction)



Nature of  $M_2O$  layer:

1. stable, non-porous: If the  $M_2O$  layer is stable and non-porous which is protective and acts as a barrier between metal and environment, that means  $M_2O$  layer prevents the further corrosion of metal.

ex: copper, aluminium

2. unstable  $M_2O$  layer:

If the  $M_2O$  layer is unstable then it is immediately decomposed does not takes place oxygen. In this metal corrosion does not take place.

ex: gold, platinum

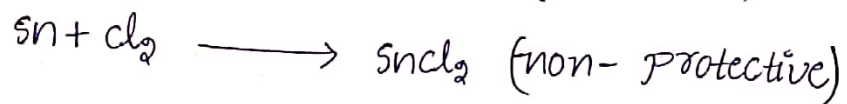
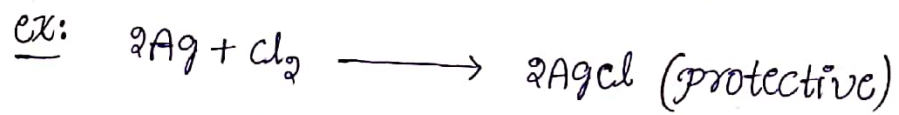
3. volatile nature: If the metal oxide layer is volatile in nature <sup>(11)</sup> rapid corrosion takes place.

ex: MO

4. stable porous: If the  $M_2O_3$  layer is stable and porous which increase the further corrosion of the metal.

ex: Chromium

2. Corrosion with other gases: In this concept metals interacts with other gases like chlorine, fluorine,  $CO_2$ , sulphur dioxide,  $NO_x$  to form protective and non-protective layer.



In above two example silver metal interacts with chlorine gas to form protective layer but interacts with stannum metal to form non-protective layer.

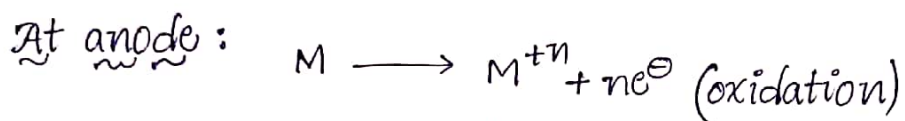
3. Liquid metal corrosion:

All the metals are solids at room temperature except of mercury. The mercury interact with other metals to form amalgam except of iron, platinum is known liquid metal corrosion.

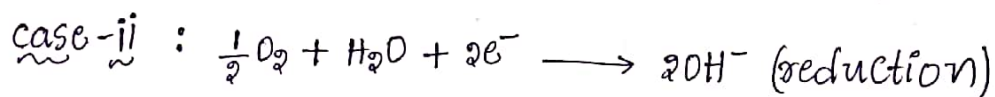
$\Rightarrow$  This amalgam is useful in dental treatment to fill cavity present in teeth.

## wet theory (or) electrochemical attack theory:

In electrochemical theory metals acts as anode undergoes oxidation and environment it acts as cathode undergoes reduction reaction in two cases those are acidic environment, basic (or) neutral environment.

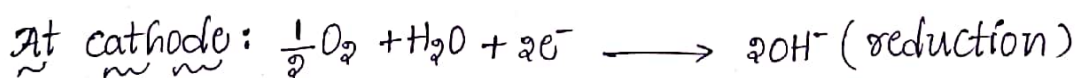
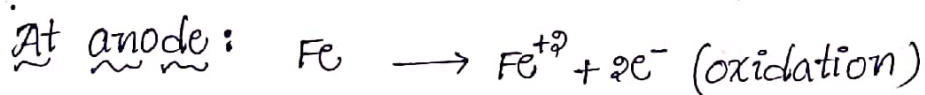


At cathode:

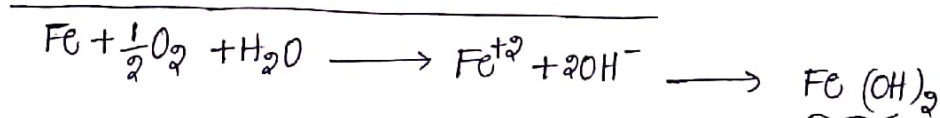
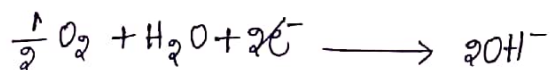
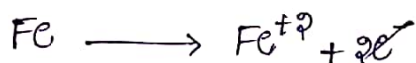


## Rusting of iron:

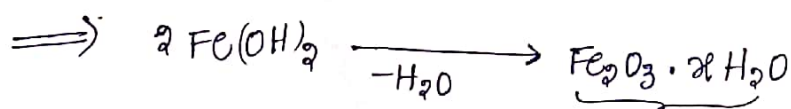
The iron metal interacts with basic (or) neutral environment to form yellow colour ferrous hydroxide. Immediately it loses water molecules to get reddish brown colour precipitate ~~the~~ as a rust ( $Fe_2O_3 \cdot xH_2O$ )



net reaction:



yellow colour



reddish brown colour.

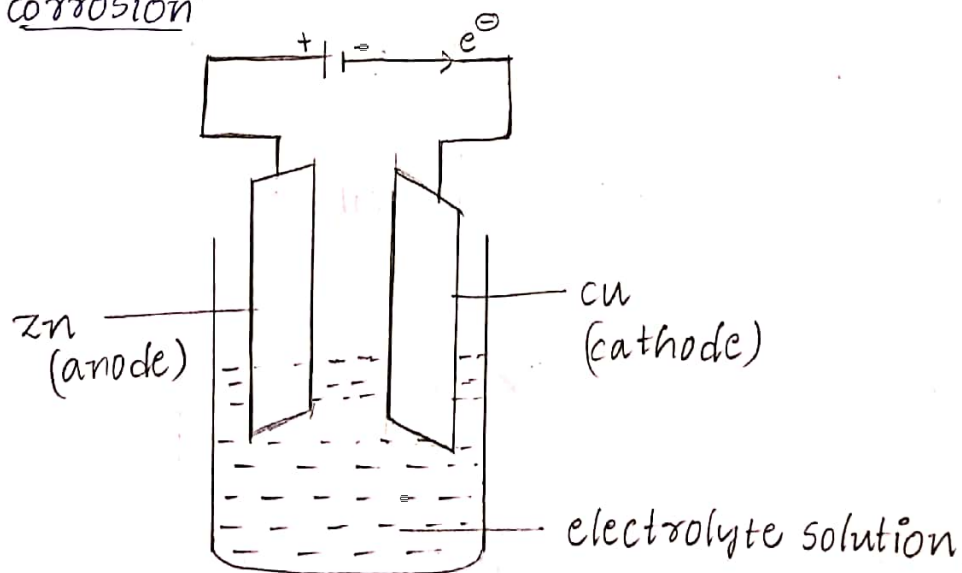
## Formation of different types of cells during corrosion: (12)

There are four types of cells.

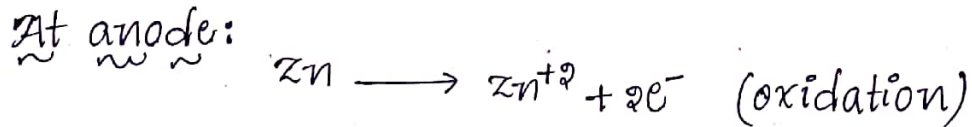
1. Different metal corrosion.
2. Different aeration (or) concentration cell corrosion.
3. Water line corrosion.
4. Stress corrosion.

### 1. Different metal corrosion:

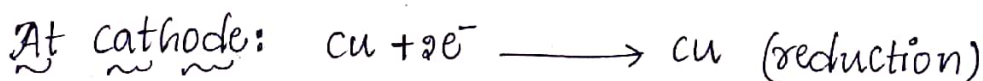
Whenever two different metals placed in electrolyte solution connected with electrically. According to electrochemical series out of these two metals one metal acts as anode (zinc) undergoes corrosion, another metal acts as cathode (copper) does not undergoes corrosion is known as "different metal corrosion".



At anode:



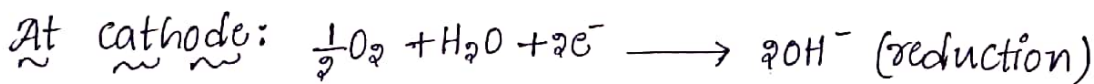
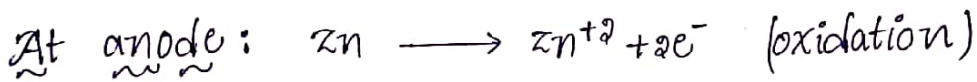
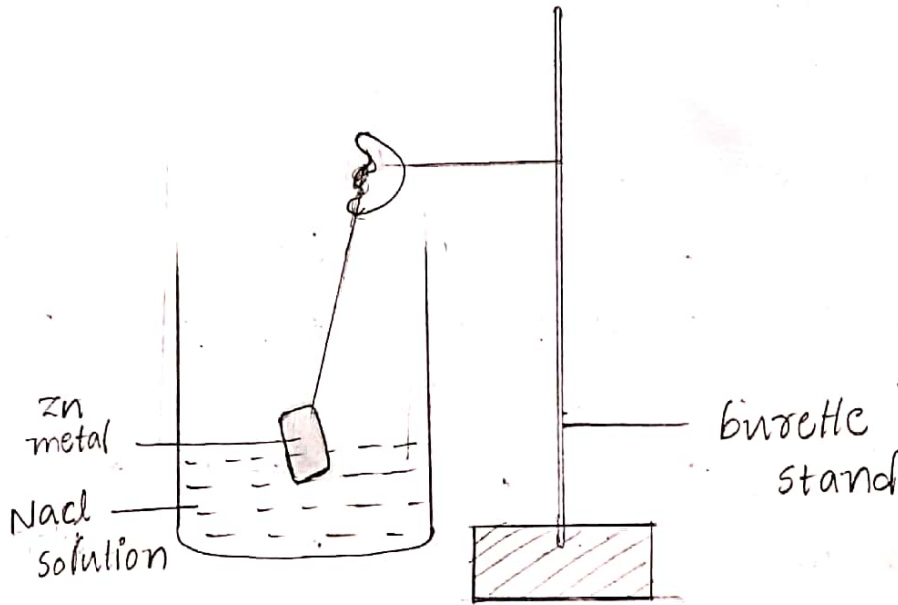
At cathode:





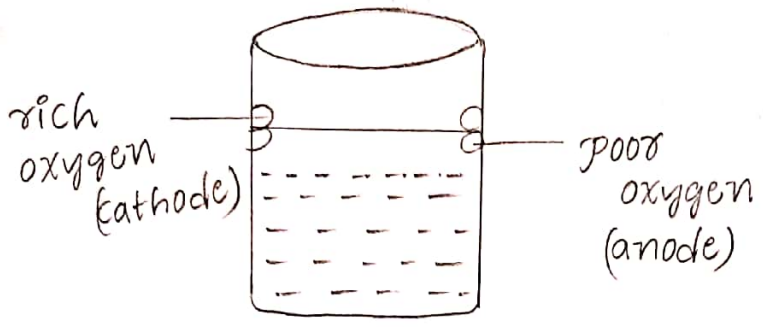
## 2. Different aeration (or) concentration cell corrosion:

In this cell is prepared by the concentration of electrolyte solution. Zinc metal dipped in NaCl solution is partially here ~~undipped~~ portion of zinc metal acts as anode undergoes corrosion and undipped portion of zinc metal acts as cathode does not undergoes corrosion.



## 3. Water Line corrosion: In this cell is prepared by concentration of oxygen level

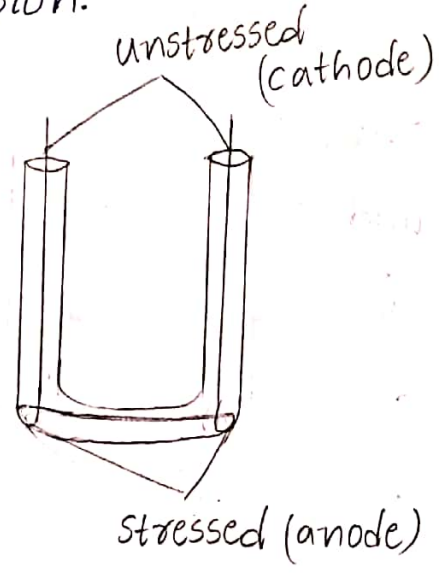
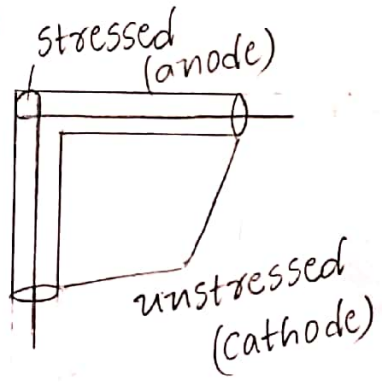
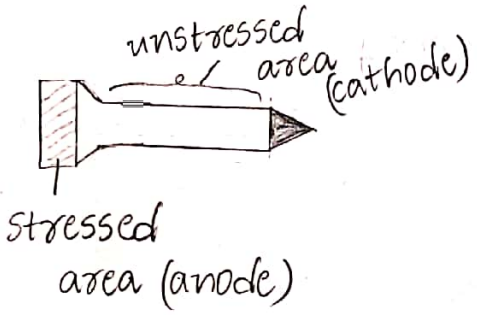
example: Take a water container which is filled with water below the water level is poor oxygenated part acts as anode undergoes corrosion and above the water level is rich oxygen part acts as cathode does not undergoes corrosion.



4. Stress corrosion:

stress cells are prepared by stressing

example: In a nail, head and tail part is stressed area acts as anode undergoes corrosion. The remaining body is unstressed area acts as cathode does not undergoes corrosion.



Passivity of metals:

The process in which a metal exhibits higher corrosion resistance is called "passivity of metal".

When a stable, non-porous and higher protective  $M_2O$  layer is formed on the surface of it is called "Passivity". This metal  $M_2O$  layer is formed a barrier between metal and environment and protective the metal form corrosion. This property is called "passivity".

## Factors influencing rate of corrosion:

1. Nature of metal
2. Nature of environment

### Nature of metal:

#### a) Physical state of metals:

The rate of corrosion is influenced by grain size. Due to stress, smaller the size of metal, greater the rate of corrosion.

#### b) Position of metal on galvanic series:

When two metals are in contact with electrolyte. The metal above the series acts as anode and undergoes corrosion. The metal below the series acts as cathode and does not undergo corrosion.

c) Surface of metal: A rough surface of metal rapidly corrodes as it collects more dust. A smooth surface does not corrode easily.

d) Purity of metal: Generally pure metals do not undergo corrosion if impurities are added, they undergo corrosion.

#### e) Nature of $M_2O$ Layer:

If the  $M_2O$  layer is stable, non-porous which protects the metals but  $M_2O$  layer is stable, porous which increases the corrosion.

## Nature of environment :

(14)

a) effect of temperature: Corrosion rate is proportional to temperature, increases the temperature rate of corrosion also increases.

b) humidity (or) moisture: Moisture in the atmosphere acts as electrolyte and causes electro chemical corrosion (or) wet corrosion.

c) Amount of oxygen in atmosphere:

oxygen in atmosphere causes differential aeration types of corrosion less oxygenated part acts as anode and more oxygenated part acts as cathode. corrosion take place at anode.

d) presence of impurities in atmosphere:

Impurities like  $H_2S$ ,  $SO_2$  ... etc. present in the atmosphere metal undergoes rapidly corrosion.

e) Effects of pH: In acidic environment metal undergoes rapid corrosion.

## Corrosion control:


1. Proper designing:

⇒ when anode and cathode materials are used to gather then the area of anodic material is large.

⇒ The anodic part should not be painted (or) coated because any cracks in coating causes rapid corrosion

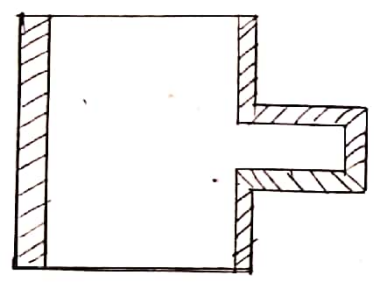
⇒ Avoiding alloys

⇒ Angles, corners, edges should be avoided in a structure.

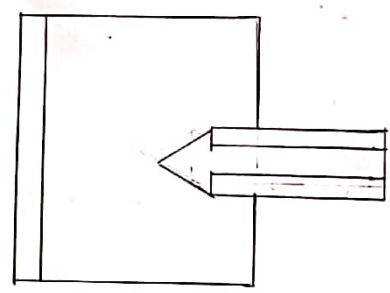


⇒ The materials should not have sharp corners and reuses. They help in store of impurities.

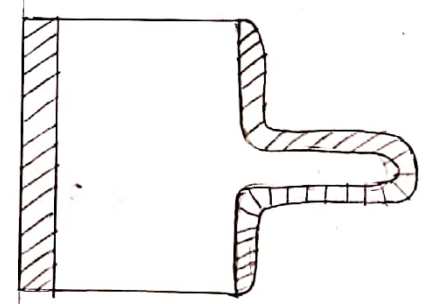
⇒ The proper design should avoid the presence reuses between the adjacent parts of the structure.



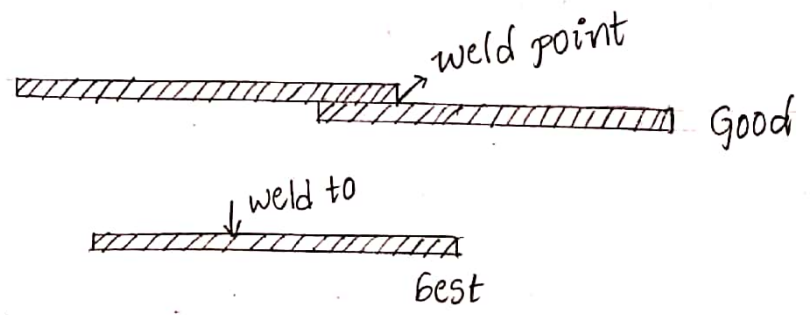
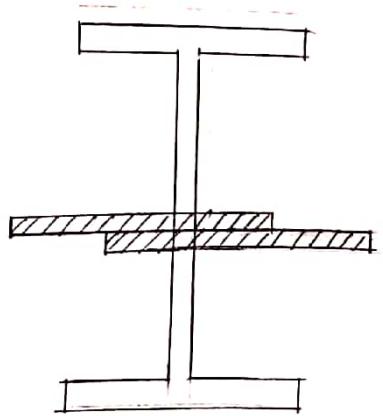
Poor



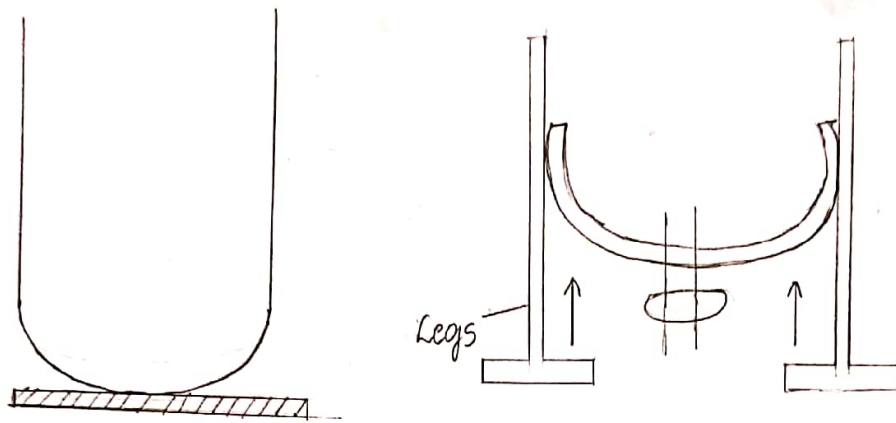
Poor



Good



when ever possible the equipment should be supported on legs free air circulation.

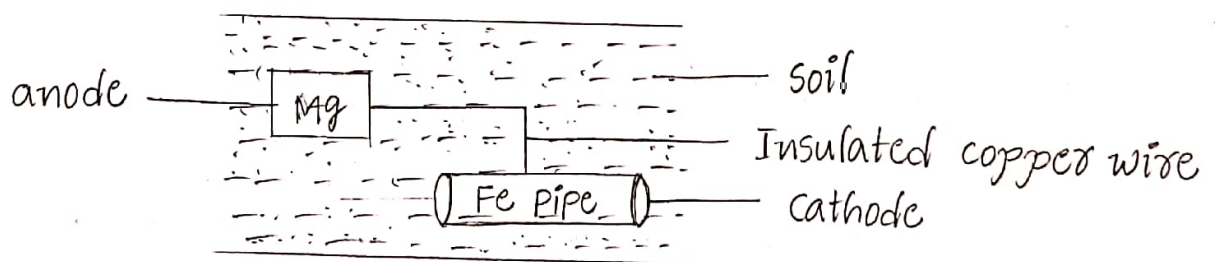


## 2. Cathodic protection:

The principle involved in this metal is to force the metal to be protected like a cathode they by corrosion does not occurs. It is two types

1. Sacrificial anodic protection
2. Impressed current cathode protection

### 1. Sacrificial anodic protection:



In this method a more anode metal is connecte connected to base metal for protection from corrosion the more anode metal itself corrode slowly, while the base is protected.

The more anode metal is called sacrificial anode.

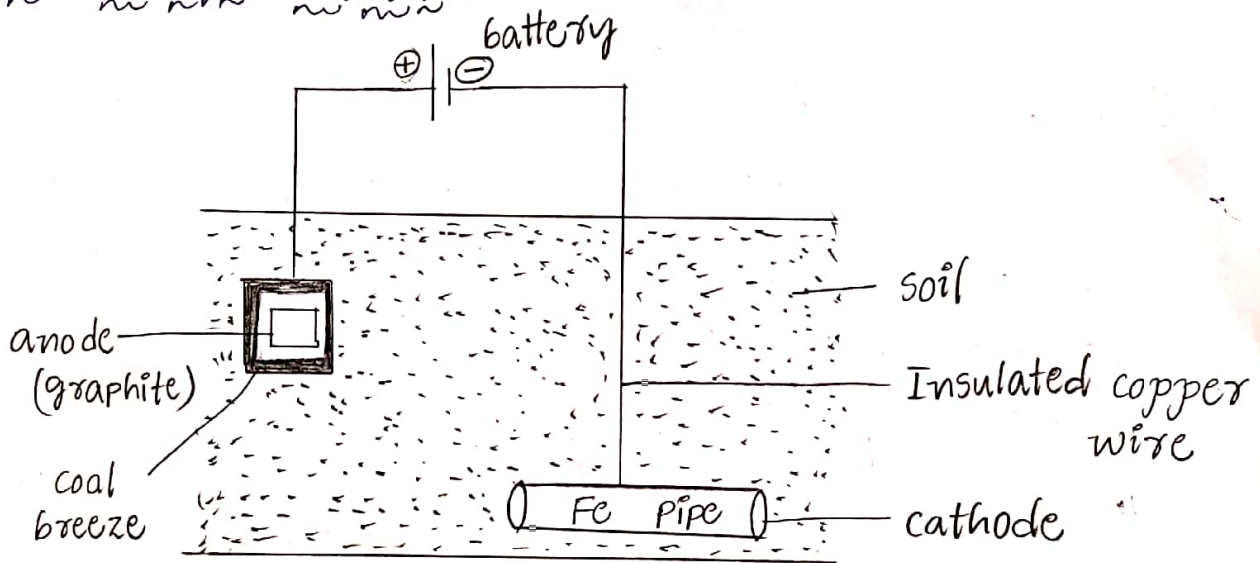
As the sacrificial anode corrodes, it is replaced by a fresh one.

Generally, all used sacrificial anodes are Mg-Zn, Al, ... etc.

### Application:

1. To prevent corrosion of underground iron pipes, cable wires ... etc
2. To prevent corrosion of ship hulls.

### 2. Impressed voltage method:



In this method, an impressed current is applied in the opposite direction. Then the base metal changes from anode to cathode.

In this method, the base metal is connected to the negative terminal of D.C. Hence, the base metal acts as a cathode and is protected from corrosion. The positive terminal of D.C. is connected to graphite and acts as an anode, which undergoes corrosion. This type of protection is used in buried oil pipes, water pipes.

## Applications:

1. To prevent rust formation of Laid upships.
2. To prevent rust formation in transmission line towers.

### protectective coatings:

Metallic coating: The surface of base metal is coated with an other metal is called metallic coating. It is of two types.

- i) anodic coating.
- ii) cathodic coating

i) anodic coating: The base metal is coated with more anode metal is called "anode coating". Generally used anode metals are Zn, Mg, Al.

If any holes breaks (or) cracks are formed on the anode coating. A galvanic cell is formed between the coat metal and exposed part of base metal. zinc is more anodic than iron.

Hence zinc acts as anode and undergoes corrosion; Fe acts as cathode and protected from corrosion.

Base metal iron is coated with more anode zinc (coated metal).

ii) cathodic coating: Generally used cathode (or) tin (Sn). Cathode coating provide effective protection the base metal only when the layer is continuous and does not form any hole (or) break. If any hole (or) crack are formed on the coated layer. The base metal undergoes more corrosion.



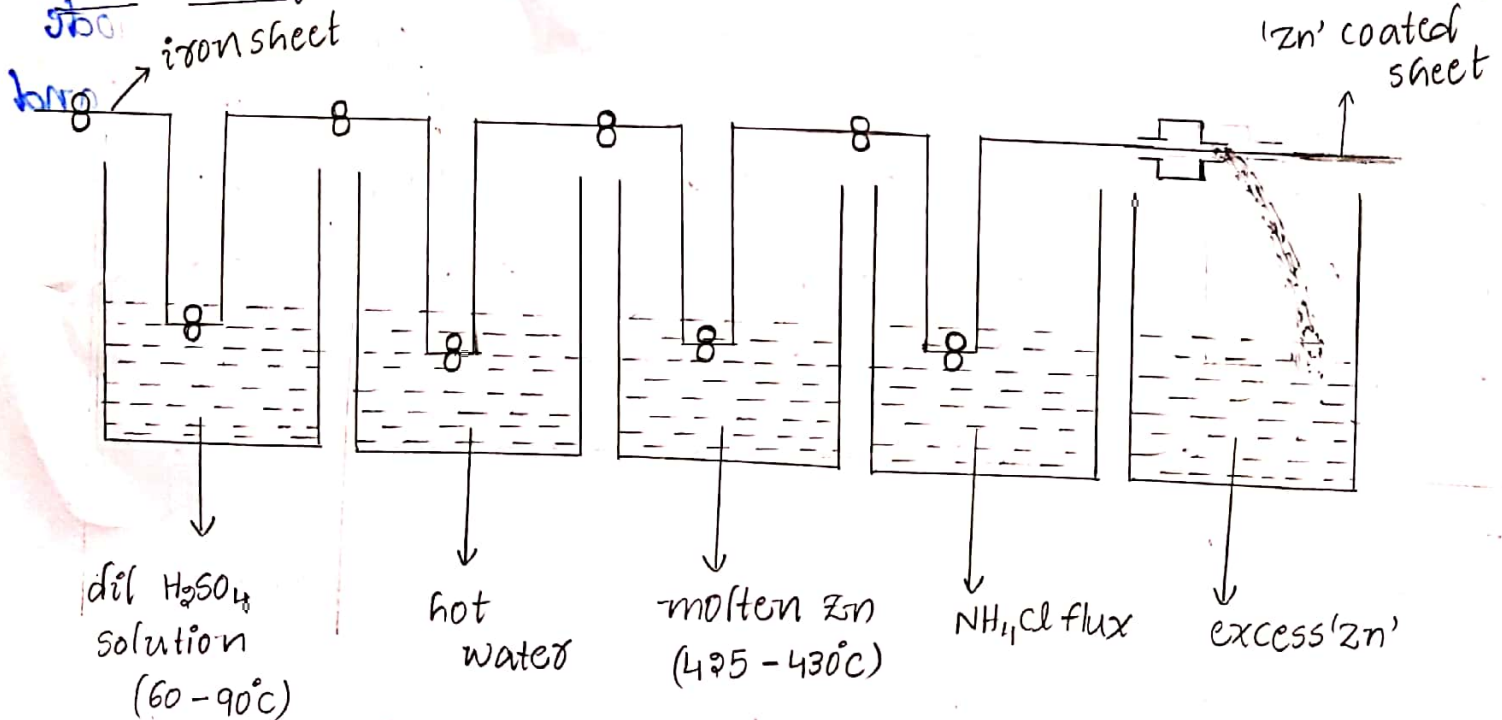
Example:

Tin coating on the surface of iron provides protection and as long as the surface of metal is covered but if any hole (or) crack formed tin layer.

Application methods of corrosion:

1. Galvanising
  2. Tinning
  3. Electroplating
  4. Electroless plating
  5. Metal cladding
- } "Hot dipping process"

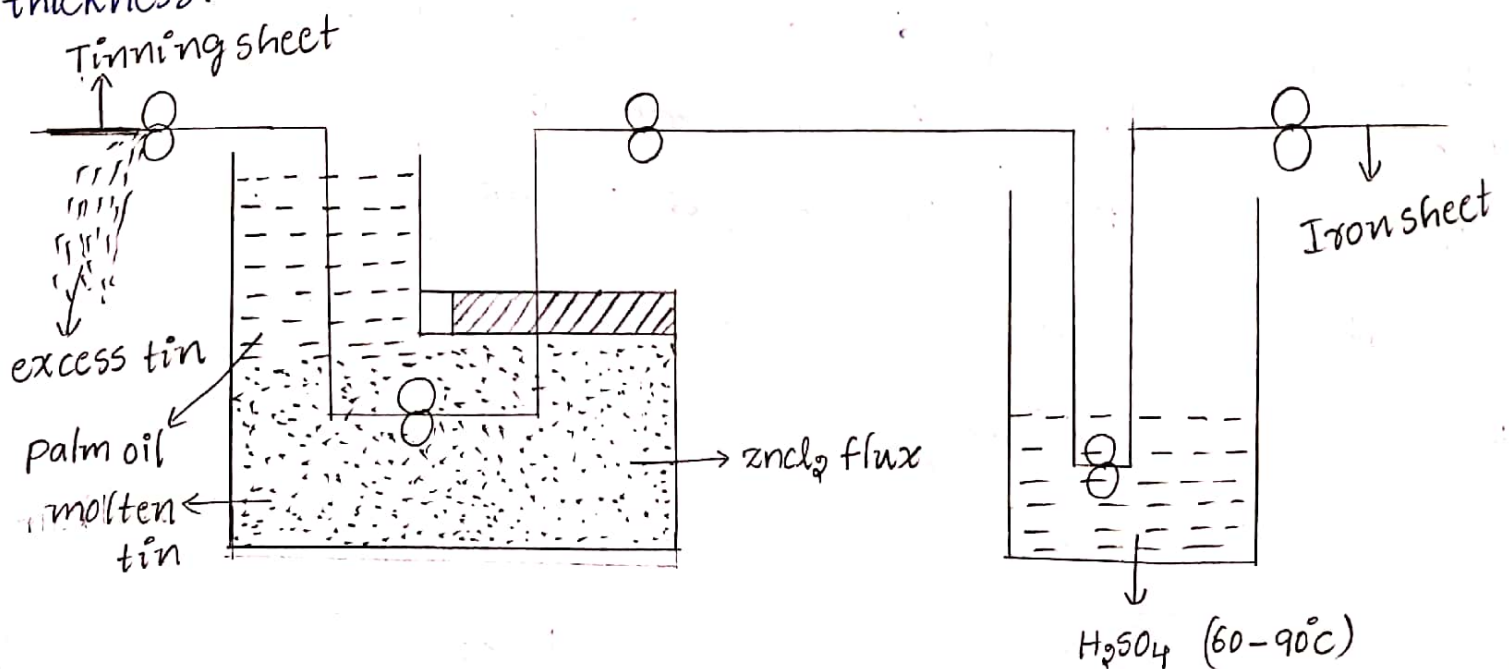
1. Galvanising:



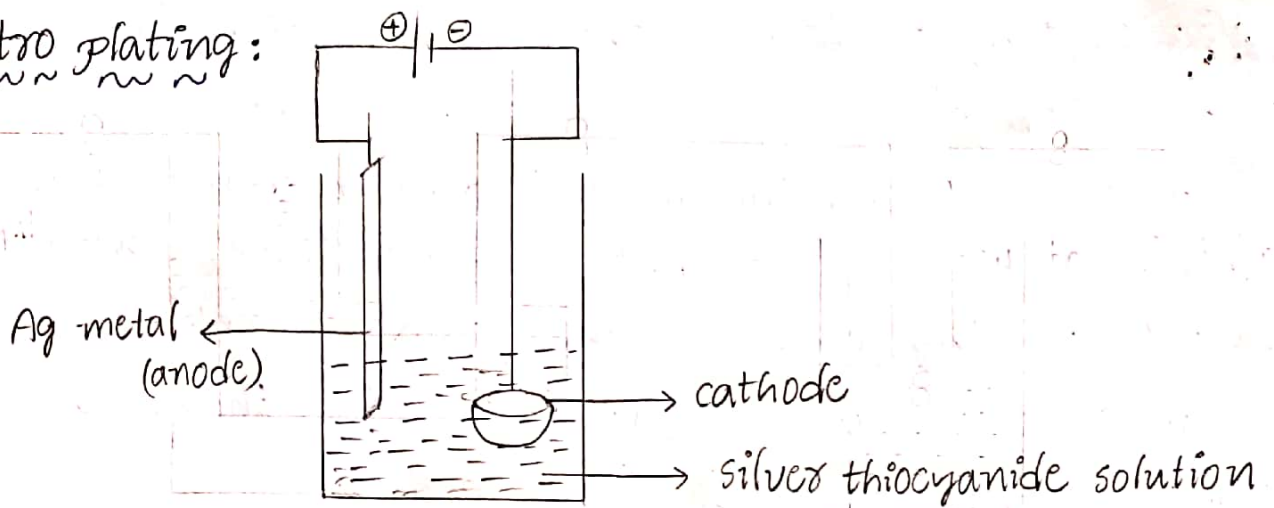
Galvanising is the process. The iron sheet is coated with zinc. The iron article is first dipped in dilute  $H_2SO_4$  to remove rust and dust. Then, this metal is dipped in molten zinc bar maintain at  $430^\circ C$ . The surface of bar is covered with  $NH_4Cl$  flux. For sticking on the surface of molten 'zn'. The coated base metal is passed through uniform thickness of coat metal. Finally we get galvanising article.

## 2. Tinning:

Tinning is coated tin over the iron or steel articles. The process consists in first treating steel sheet in dilute sulphuric acid to remove any oxide film. After this, it is passed through a bath of zinc chloride flux. The flux helps the molten metal to add here to the metal sheet. Next, the sheet passes through a tank of molten tin and finally through a series of rollers from under neath the surface of a layer palm oil. The palm oil protects the hot tin-coated surface against oxidation. The rollers remove any excess of tin and produce a thin film of uniform thickness.



### 3. Electro plating:



Electroplating is a process in which the coated metal is deposited on the base metal by passing D.C through an electrolyte solution.

In this process the cleaned base metal is made as cathode to be connected negative to terminals of D.C and the coat metal is taken electrolyte. The electrodes are connected to battery and D.C. current is passed. Now electrolysis is takes place and the coat metal is deposited over the base metal.

#### example:

The coat is coat silver on a copper spoon where spoon acts as cathode and silver acts as anode and silver thio sulphur (or) cyanate is electrolyte. when the electrodes are connected D.C, Ag is deposited on the spoon.

S.NO	Name of the anode	Electrolyte solution
1.	silver	silver thio cyanide
2.	aurum	$AuCl_2$
3.	nickel	$NiCl_2$

- 4. platinum  $PtCl_2$
- 5. cadmium  $CdSO_4$

Electroless plating:

A technique of deposition of coat metal and a catalytical active surface of base metal by as suitable reducing agents without using electrical energy is known as "electroless plating."

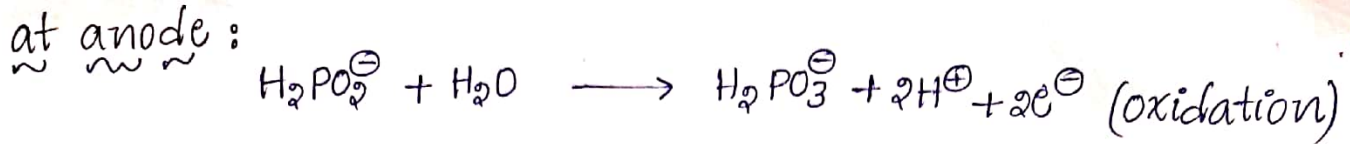
Electroless plating process:

In this process electrons release from the oxidation of reducing agents, reduce the metal ions at catalytically active surface to metal atoms and deposited to coat metal.

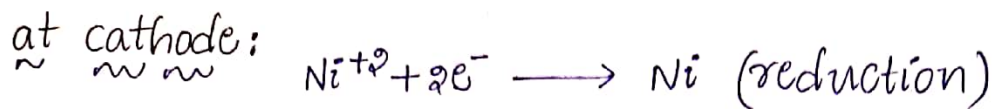
Electroless plating of nickel:

- 1. Bathing solution (or) —  $NiCl_2$  solution  
electrolytic bathing solution
- 2. Reducing agent — sodium hypophosphate
- 3. buffer solution — sodium acetate
- 4. Medium solution (or) — sodium succinate  
complexing agent
- 5. pH — 4-5
- 6. temperature —  $93^\circ C$

at anode:



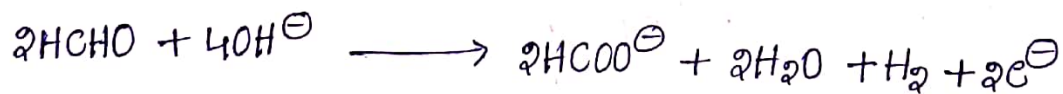
at cathode:



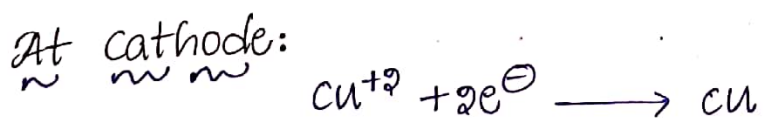
Electroless plating of copper:

1. Bathing solution (or) electro litic bathing solution —  $\text{CuSO}_4$
2. Reducing agent — formaldehyde
3. buffer solution — Rochelle salt (sodium potassium tartrate)
4. medium solution (or) complexing agent — EDTA solution
5. pH — 11 to 12
6. Temperature —  $25^\circ\text{C}$

At anode:



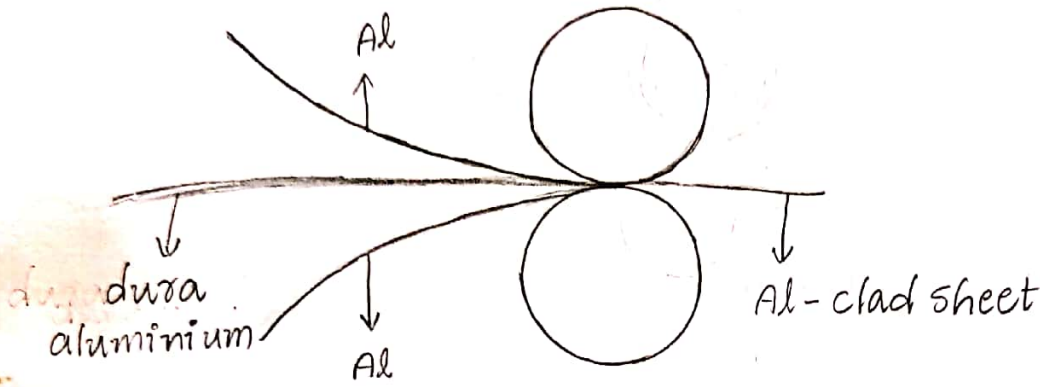
At cathode:



Metal cladding (or) metal sandwiching:

In this process base metal is coated with two homogeneous metals to form cladding sheet like sandwich manne.

example: Dura aluminium is coated with two 'Al' metals in the presence of electric rollers by applying temperature and pressure to form Al-clad sheet.



Paints (OR) organic coating:

Paint is a dispersion of a pigment in a medium oil paint contain the following ingredients.

1. Binders: These are added to paints to hold together all the ingredients with pigments.

ex: wax

2. Fillers: These are added to paints to reduce the cost & to improve the special property like durabilised hardness, strength.

ex: Talc, silica, gypsum.

3. Pigments: These are added to paints for different colours

ex: carbon - black

ZnO - white.

4. Drying oil: The liquid portion of paints in which the pigment is dissolved is called medium (or) drying oil.

ex: soyabean oil, fish oil

5. Tinners: These are added to paint to reduce the thin so that, they can easily applied on the surface.

ex: kerosene, vitamin-C

6. Plasticizers: These are added to paints to give the plasticity and flexibility to the paint.

ex: Triphenyl amine.

7. Antioxidants:

These are added to paints to prevent oxidation of paints.

8. Anti skinning: These are added to paints to prevent skinning of paints.

ex: polyhydroxy phenyl.

prepared by

Saivepalli Venkatarao

M.Sc. Bed

## Non-Elemental Semi Conducting materials.

The materials which behave as insulator at absolute zero and conduct electricity at normal temperatures are called semiconductors.

→ This property of semiconductivity explained based on band theory.

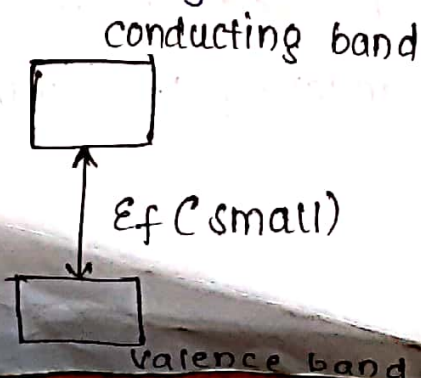
### Types of Semiconductors.

\* Semiconductors are two types.

1. Intrinsic Semiconductors

2. Extrinsic Semiconductors

1. Intrinsic Semiconductors :- In the fermi energy gap is small b/w the valence band and conduction band, so that the electron from valence band is excited to conduction band, it is called intrinsic semiconductor both the hole left in valence band and the excited electron to the conduction band contributes towards conductivity. As the temperature rises, the no. of electrons promoted to the conduction band increases contributing to the increase in conductivity of semiconductor.

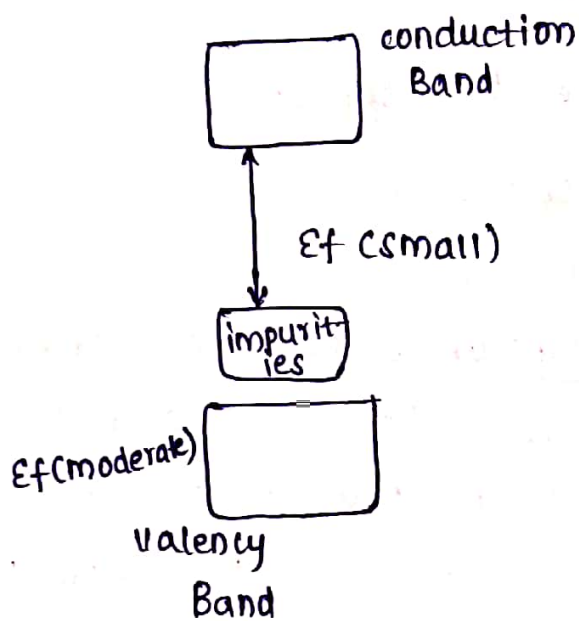




## 2. Extrinsic semiconductors :-

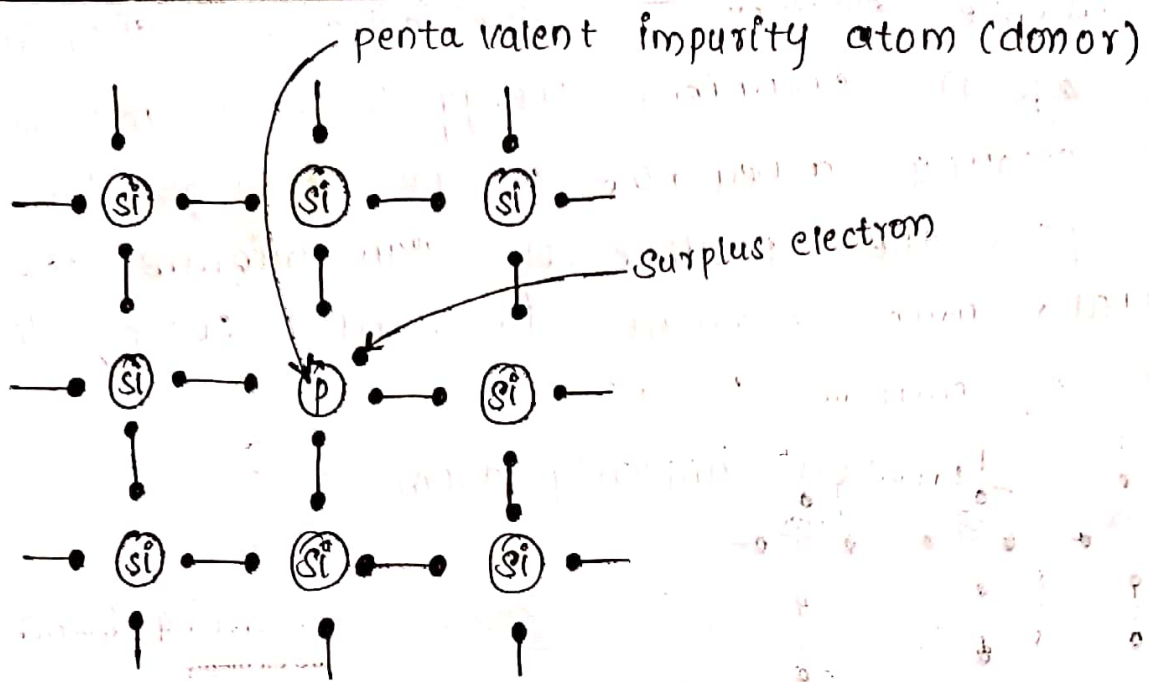
The fermi energy gap between valency band and conduction band is moderate in semi conductors is known as extrinsic semi conductors.

\* This gap is full-filled with impurities is known as doping.

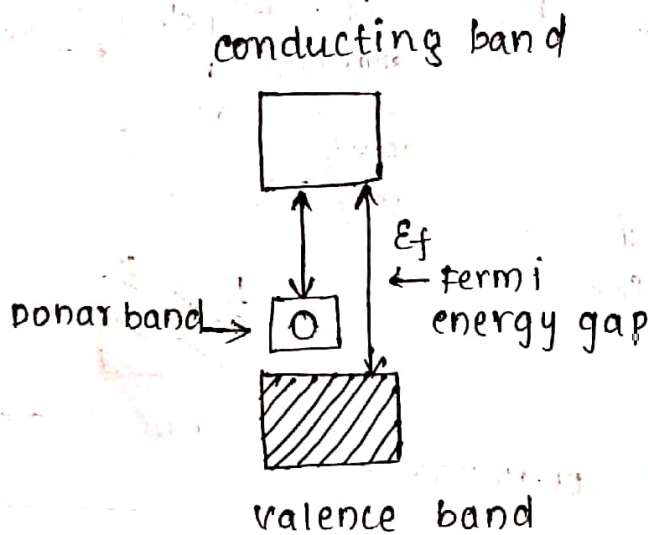


N-type semi conductors :- The pentavalent impurities like P, Ar, to the silicon (or) Germanium semi conductors is known as N-type semi conductor.

\* penta valent impurities have five electrons out of these four electrons bonded with si (or) Ge, one surplus electron is wandering in semi conductors.



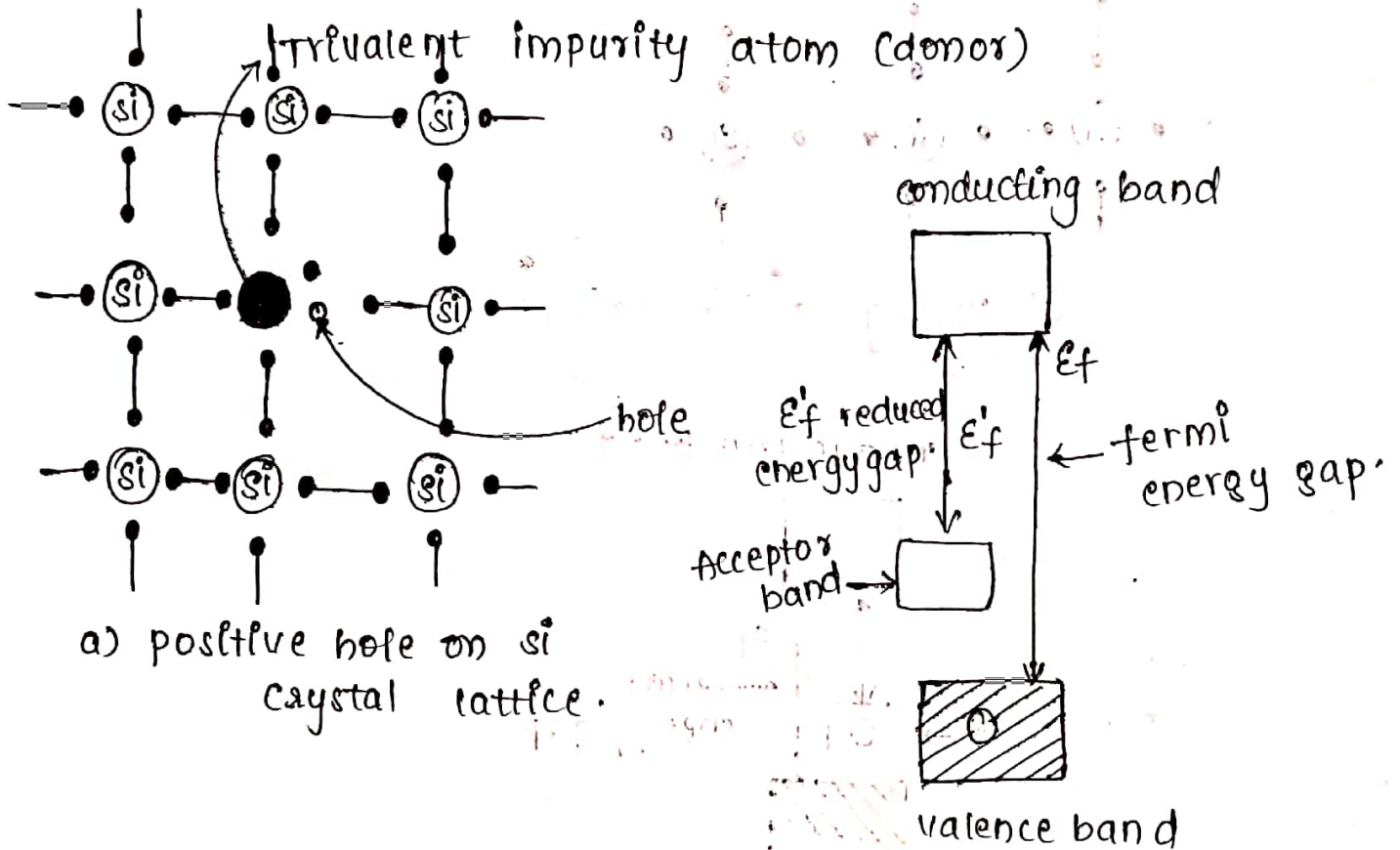
a) Doping of impurity



A dopant with more electrons form a narrow band.

P-type semiconductors:- By introducing a trivalent impurity atom like Al, B, Ga into Si or Ge, the replacement of these Si or Ge atoms by impurity produces an incomplete bond in the structure producing a positive hole. The positive holes are localized around trivalent impurity atom at low temperatures or absolute zero. At Normal temperatures

the valence electrons on the adjacent Si or Ge atom may again gain sufficient energy to move into the hole, thus creating a new hole on the Si or Ge. By a series of hops, the positive hole can migrate across the crystal, thus current is carried out by the migration of positive centres.



### Stoichiometric semi conductors:-

The crystal structures and band structures similar to that of silicon (Si) and Germanium (Ge) are developed by the combination of group III and group V elements and group II and group VI elements named as stoichiometric semiconductors.

EX:-

Ex:-

Group III & V combination		Group II & VI combination	
Semiconductor	Fermi energy gap ( $E_f$ ) (eV)	Semiconductor	Fermi energy gap ( $E_f$ ) (eV)
Gap	2.24	Cds	2.42
GaAs	1.35	CdSe	1.74
GaSb	0.67	Pbs	0.37
InAs	0.36		

### Characteristics of stoichiometric semiconductors:

1. Stoichiometric semiconductors have wide energy gap, which leads to broad exhaustion zone with high conductivities. Hence they can be used at wider range of temperatures.
2. They can be doped to n or p-type semiconductors.

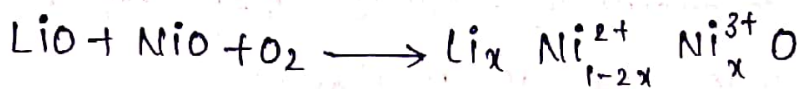
Non-stoichiometric semiconductors: The transition metal attached with chalcogen elements like oxygen to form two (or) more different semiconductor materials is known as non-stoichiometric semiconductors.

\* In this type of semiconductor does not obey Arrhenius theory of electrolytic dissociation means the total no. of anions is not equal to total no. of cations.

Ex:- Fe+O - FeO, Fe<sub>2</sub>O<sub>3</sub>  
 Cu+O - CuO, Cu<sub>2</sub>O, Cu<sub>3</sub>O  
 Ti+O - TiO<sub>2</sub>, TiO<sub>3</sub>, TiO  
 Mn+O - MnO, Mn<sub>2</sub>O<sub>3</sub>, MnO<sub>4</sub>, Mn<sub>2</sub>O<sub>7</sub>

Controlled valency semiconductors.

Ni<sub>0.7</sub><sup>2+</sup> Ni<sub>0.2</sub><sup>3+</sup> O is a hopping semiconductor producing hopping semi conductivity by hopping of electrons from Ni<sup>2+</sup> to Ni<sup>3+</sup> ions. The concentration and conductivity of Ni<sup>3+</sup> is controlled by the addition of small amount of Li<sup>+</sup> ions.



The semiconductor shows conductivities depending on temperatures and find applications as thermistors (thermally sensitive resistors). These semiconductors can be used over a wide range of temperature upto 200°C. The compound containing the composition Li<sub>0.05</sub><sup>+</sup> Ni<sub>0.9</sub><sup>2+</sup> Ni<sub>0.05</sub><sup>3+</sup> is electroneutral semiconductor which is shown as below.

positive charge	Negative charge
Li <sub>0.05</sub> <sup>+</sup> = 0.05 × 1 = 0.05	O <sup>2-</sup> = 2
Ni <sub>0.9</sub> <sup>2+</sup> = 0.9 × 2 = 1.8	<hr style="width: 50px; margin: 0 auto;"/>
Ni <sub>0.05</sub> <sup>3+</sup> = 0.05 × 3 = 0.15	<hr style="width: 50px; margin: 0 auto;"/>
<hr style="width: 50px; margin: 0 auto;"/>	<u>2</u>
<hr style="width: 50px; margin: 0 auto;"/>	
2.0	

Thus Li<sub>0.05</sub><sup>+</sup> Ni<sub>0.9</sub><sup>2+</sup> Ni<sub>0.05</sub><sup>3+</sup> is neutral semiconductor.

# Chalcogen photo semiconductors

oxygen (O), sulphur (S), selenium (Se) and Tellurium (Te) are collectively called chalcogens or ore forming elements because a large no. of metal ores are oxides or sulphides.

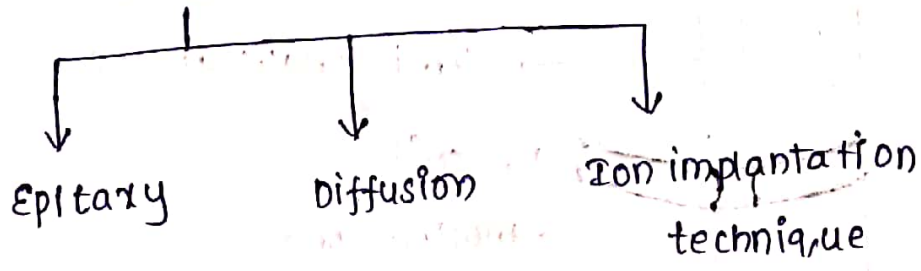
The characteristics of chalcogens are:

- 1. They behave as semiconductors or photo conductors either alone or by combining with other elements.
- 2. They rapidly form glass on cooling and viscous liquids on melting.
- 3. selenium is an excellent photo conductor. Its conductivity increases enormously on exposing to light, hence it is used in photocopying process (Xerox)

## preparation of semi conductors

- 1. preparation of ultra pure Ge —
  - distillation
  - zone Refining
- 2. preparation of single crystals — Czochralski crystal pulling technique.

### 3. Doping



# 1. preparation of ultra pure Ge.

## a) distillation :-

Ge + layer of HCl

↓  $Cl_2$  gas

Ge  $Cl_4$  (intermediate substance)

↓

Fractionating column

↓

Ice Bath

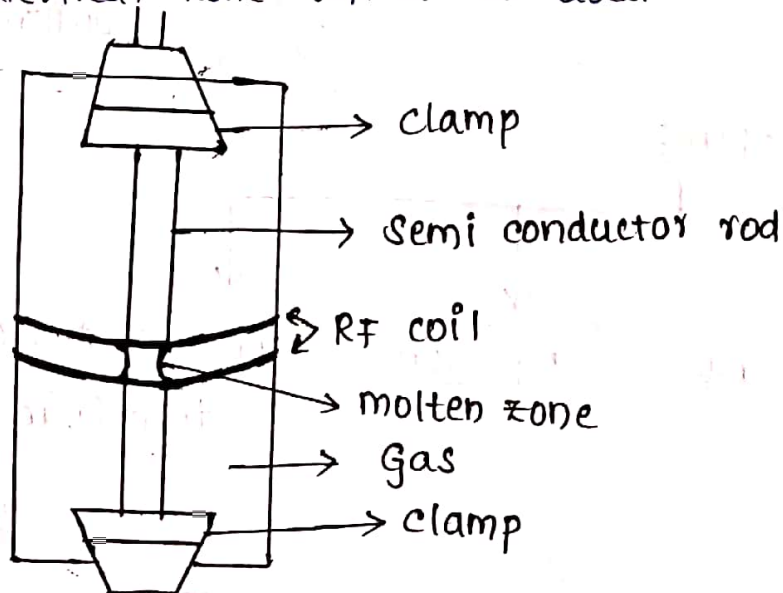
↓  $N_2$  atp

Ge (o)

↓

Zone Refining

b) Zone Refining :- zone refining is a metallurgical process which is based on the principle that the impurities present in a metal are more soluble in molten metal than in solid metal. for the purification of Ge vertical zone refiner is used.



Vertical Zone Refiner

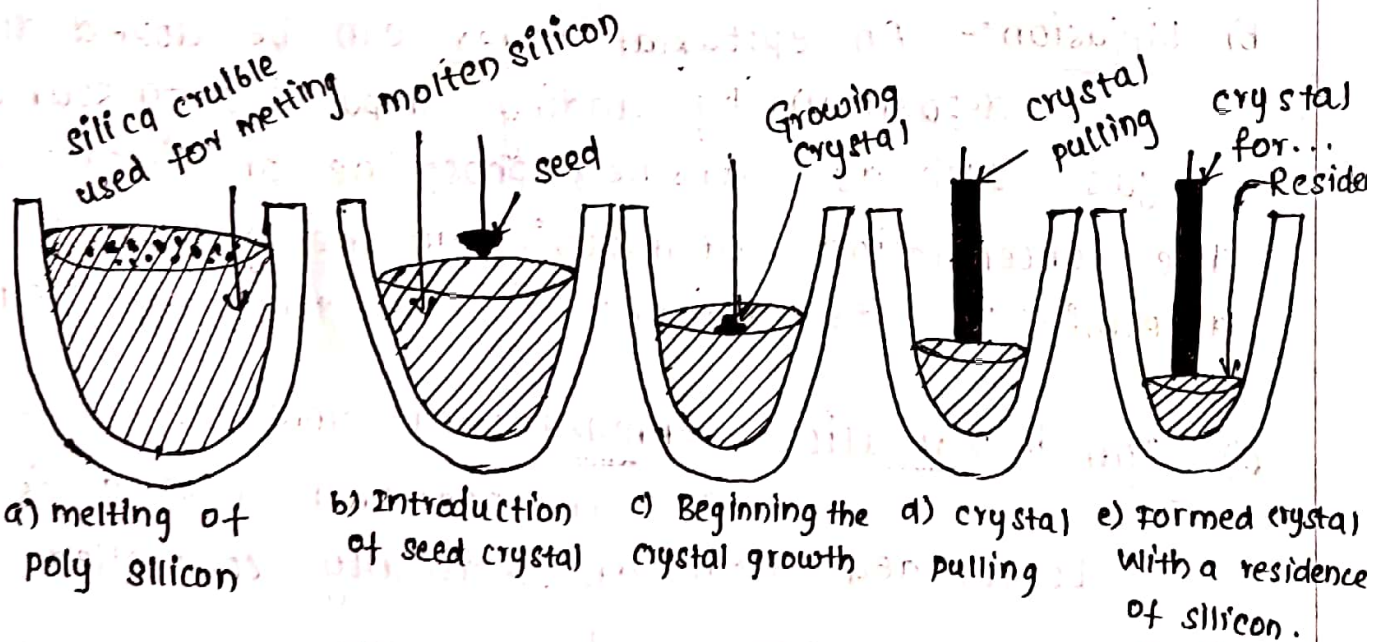
2. preparation of single crystals of Si or Ge:-

The basic requirement for the fabrication of a semiconductor device is that the semiconductor used must be a single crystal. Hence single crystal of Si and Ge are produced by Czochralski crystal pulling technique.

Czochralski crystal pulling technique.

This process was named after the polist scientist Jan Czochralski who invented the method in 1916 by accident while studying crystallization methods.

In this method, single crystals are grown in such a way that during crystal growth atoms reproduce the same atomic arrangement as that of the seed crystal.



Czochralski process.



3 Doping :- Introducing an impurity into the semiconducting crystal is called doping.

\* one Boron (or) Arsenic atom added to 100 millions of Germanium (or) silicon.

a) Epitaxy :- The word 'Epitaxy' is derived from Greek, 'Epi' means several, 'taxy' means several manner. The deposition of a crystalline substance over the crystalline substrate. Epitaxy refers to the deposition of a crystalline over layer on a crystalline substrate which acts as seed crystal. The following are some of the technique molecular beam epitaxy (MBE).

b) Diffusion :- An epitaxial layer can be doped during deposition by adding impurities to source gas such as arsine, phosphine or diborane. The concentration of impurity in the gas phase determines its concentration in the deposited film.

c) Ion implantation technique :- In this technique a semiconductor material is bombarded with an electrically controlled beam having higher energy of 10keV containing impurity ions like boron or phosphorous. Ion implantation method is extensively used in the fabrication of high frequency devices.

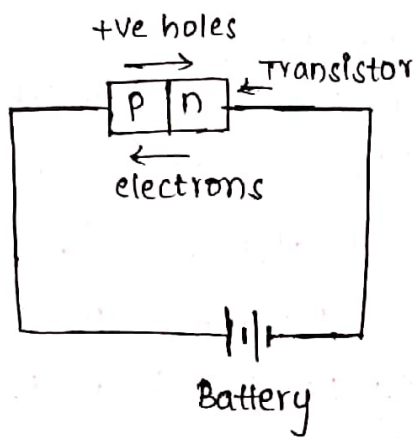
## P-n Junction

When a single crystal of Si or Ge is doped with Indium at one end arsenic at the other end which constitutes one part p-type semiconductor and the other n-type semiconductor with middle boundary region where the two sides meet. This is known as p-n Junction. The group III elements B, Al, Ga or In and group V element like P or As are mostly used because of their low melting point, which is useful for high temperature diffusion of the appropriate dopant element.

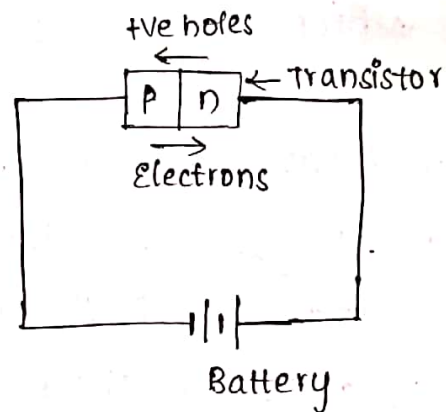
### p-n Junction as a Rectifier:

Current from an outside source is allowed to flow through a rectifier only in one direction and this is very useful because it helps in converting alternate current (AC) to direct current (DC). The function of p-n Junction as rectifier is discussed below. A transistor with two zones, one p-type and the other n-type with p, n-junction in between is known diode. If p-type semiconductor region is connected to the positive terminal of battery and n-type region is connected to the negative terminal of the same battery. From n-type region electrons will migrate towards the p, n-junction, where as holes will migrate towards the p-n junction. At the p-n junction of diode, the migrating electrons from the n-type region move into the vacant holes in the valence band of the p-type

region. This migration of electrons and holes can continue and a current flows as long as the external voltage than a battery is supplied.



a) conducts

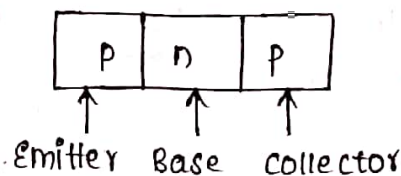
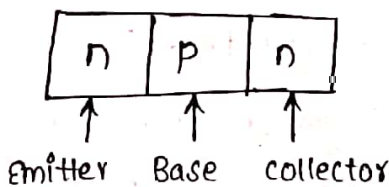


b) does not conduct.

When the connection is reversed p-type region is connecting to the negative terminal of the battery and n-type region is connecting to the positive terminal of the battery the positive holes move away from p-n Junction in p-type region and the electrons migrate away from p-n Junction in the n-type region. The current does not flow at the junction as there are no electrons or positive holes.

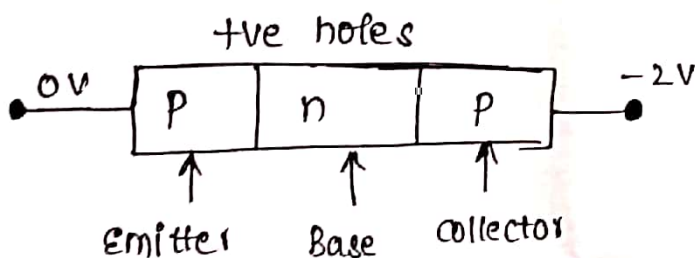
→ Junction Transistors

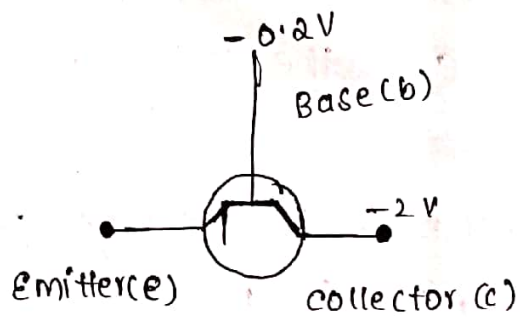
Transistors are single crystals of silicon which have been doped to give three zones, either p-n-p or n-p-n as shown below



Different voltages must be applied to the three regions of the transistor to make it work with respect to the emitter, the base is typically  $-0.2\text{V}$  and the collector is typically  $-2\text{V}$ .

In the p-n-p transistor, the charge carriers in the emitter are positive holes, which migrate from the emitter at  $0\text{V}$  to the base at  $-0.2\text{V}$ . The positive holes cross the emitter/base p-n junction. In the n-type base region some holes combine with electrons and are destroyed. Electrons flow in the reverse direction from the base to the emitter. There is thus a small base current. Since the collector has much greater negative voltage and the base is very thin, most of the positive holes pass through the base to collector, where they combine with electrons from the circuit. At the emitter, electrons leave the p-type semiconductor and enter the circuit by producing more positive holes. Typically if the emitter current is  $1\text{mA}$ , the base current is  $0.02\text{mA}$  and the collector current is  $0.98\text{mA}$ . Then-p-n transistor work in a similar way, except the polarity of the base voltage is reversed. Thus the collector and base are positive w.r to the emitter.





typical bias voltages for p-n-p transistor.

Applications of transistors :- Transistors are most widely used as.

1) Amplifiers and oscillators in radio, T.V, computers and hi-fi circuits, photo transistors, solar cells, detectors for ionizing radiations, thermistors and tunnel diodes.

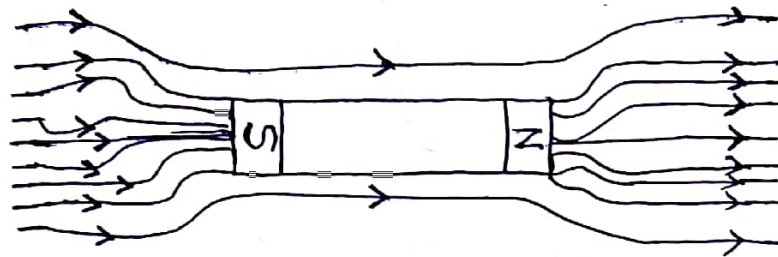
# \* MAGNETIC MATERIALS \*

## ↳ Ferro magnetism :-

Ferromagnetic substances are those substances which are strongly attracted by a magnet.

Eg. Iron, cobalt, Nickel, Gadolinium etc.

\* The lines of force tend to crowd into the specimen.



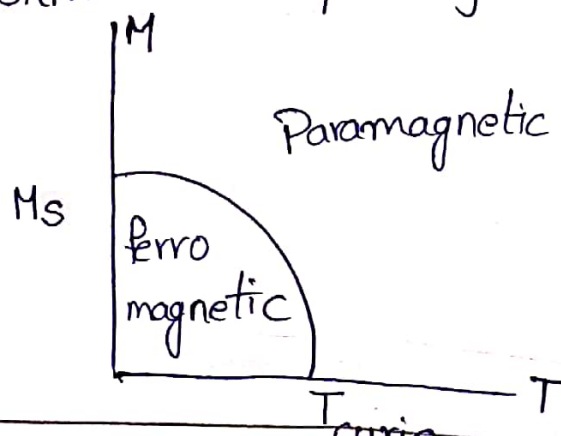
\* It has spin (or) magnetic moment (or) dipole alignment, and also parallel and orderly alignment.

\* Its behavior is heavy attraction of lines of force towards the centre.

\* This magnetism having same direction as the external magnetic field.

\* The permeability is very high.

\* High positive susceptibility.



When temperature of the material is Greater than its Curie temperature it is converted into paramagnet.

### Application:-


A common Application for ferro magnetic materials is in the usage of data storage systems.



## 2) Ferri magnetism:-

Ferri magnetic compounds observed in which have more complex crystal structure than pure elements. like gold, silver, hydrogen, iron.

Atoms have mixed parallel and anti-parallel aligned magnetic ~~moments~~ moments.



Ferrimagnetic material are weakly attracted to magnetic materials compared to ferri magnetic material.

Magnetic material can also classified as Ferrimagnetism although these are not observed in any pure elements. But these are found in mixed oxides like ferrites.





M → Magnetisation

H → Influence on any applied field.

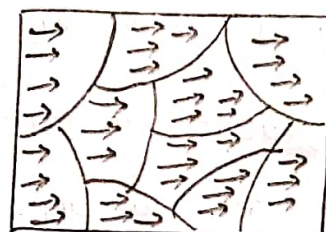
Example:- In Barium ferrite  $[(2BaO \cdot 6Fe_2O_3)_2]$  have 64 ions. out of these Barium and oxygen doesn't have magnetic moment. In this, we have 24  $Fe^{+3}$  ions in this 16  $Fe^{+3}$  ions are undergoes parallel alignment and 8  $Fe^{+3}$  ions are anti-parallel alignment. and gives a net magnetisation parallel to the applied field.



Ferro magnetic materials :- In some materials the permanent atomic magnetic moments have strong tendency to align themselves even without any external field. These materials are called ferro magnetic materials.



Before applying external field



After applying external field.

- Ferro magnetic materials are permanent magnets. means the material that can be magnetized by an external field and remain magnetized after the external field is removed.
- This is due to presence of domains ; (domains are nothing but a group of atoms in that material). The domains have different direction of magnetic moments. so these, moments shows magnetic property after removing external field (or) before applying the magnetic field.
- However, when we placed these material in external field domains are align in the direction of magnetic field. materials shows large magnetic property even the small magnetic field is applied due to domains.

Retentivity ∴ The value of magnetic induction  $\vec{B}$  left in the material, when the small magnetising force  $H$  is removed. this is known as "Retivity (or) remanence"

→ Retentivity become zero. By applying two methods.

i) coercivity

ii) curie temperature

coercivity :: To reduce the retentivity to zero, we have to apply a magnetising force in opposite direction this value in magnetising force is called coercivity.

curie temperature :: Temperature is inversely proportional to the magnetising force. We apply the temperature (or) heating the material at a certain temperature retentivity become zero. That temperature is called curie temperature.

Every substance has its specific curie constant  $c$ .

→ magnetic susceptibility is inversely proportional to absolute temperature.

$$\chi = \frac{c}{T - T_c}$$

$\chi$  = magnetic susceptibility

$c$  = material specific curie constant

$T$  = absolute temperature

$T_c$  = curie temperature.

Hysteresis curve :: The curve represent the relation between intensity of magnetization ( $M$ ) of a ferro magnetic material with magnetic intensity ( $H$ ) is called hysteresis curve.

# Electrical Insulators

## Insulators :-

The substance which are capable of opposing or resists the flow of heat (or) electricity (or) sound through them are known as "Insulators"

Insulators can be classified into 3 types

- 1) Thermal Insulators
- 2) Sound Insulators
- 3) Electrical Insulators

## Electrical Insulators :-

The materials which are capable of opposing or resists the flow of electricity through them are known as "Electrical Insulators"

$$\boxed{\epsilon = C/C_0}$$

$C$  = Capacitance system in material inserted

$C_0$  = Capacitance of system with vacuum between the capacitor plates.

## Characteristics of Electrical Insulators :-

A good Electrical Insulators should possess

→ low electrical conductivity and high resistivity

→ low dielectric constant

→ low porosity

→ Chemical inertness towards acids, alkalis, solvents

These Insulators of Electrical can be classified into the three types

- \* Gaseous Insulators
- \* Liquid Insulators
- \* Solid Insulators

Gaseous Insulators:-

The best Examples of gaseous insulators Air, Nitrogen, Hydrogen etc.,

Air:-

Properties:-

- Most important of all dielectric gases
- It acts as a reliable insulating materials when voltage are not very high

Applications:-

- It provides insulation between over head transmission lines without any cause.

Nitrogen:-

Properties:-

- It is chemically inert dielectric

Application:-

- used in transforms and capacitors

## Liquid Insulators:-

### 1) Mineral oils:-

#### Properties:-

- These are obtained from crude petroleum
- These are used temperature range of  $50^{\circ}\text{C}$  to  $110^{\circ}\text{C}$

#### Application:-

- These are used in capacitors, switch gases etc.,

### 2) Askarles:-

- These are highly inflammable synthetic insulating liquids used in temperature range  $50^{\circ}\text{C}$  to  $110^{\circ}\text{C}$

#### Application:-

- These are used as transformer liquid

## Solid Insulators:-

### Paper & press boards:-

#### Property:-

- These are strong and more heat resistant

#### Application:-

- These are used for windings and cable oil insulator

### Polystyrene:-

Property:- It passes excellent dielectric properties

Application:- It is used insulators in high-frequency capacitors, telephones etc.,

B. CHEMISTRY OF ADVANCED MATERIALS

NANO MATERIALS:

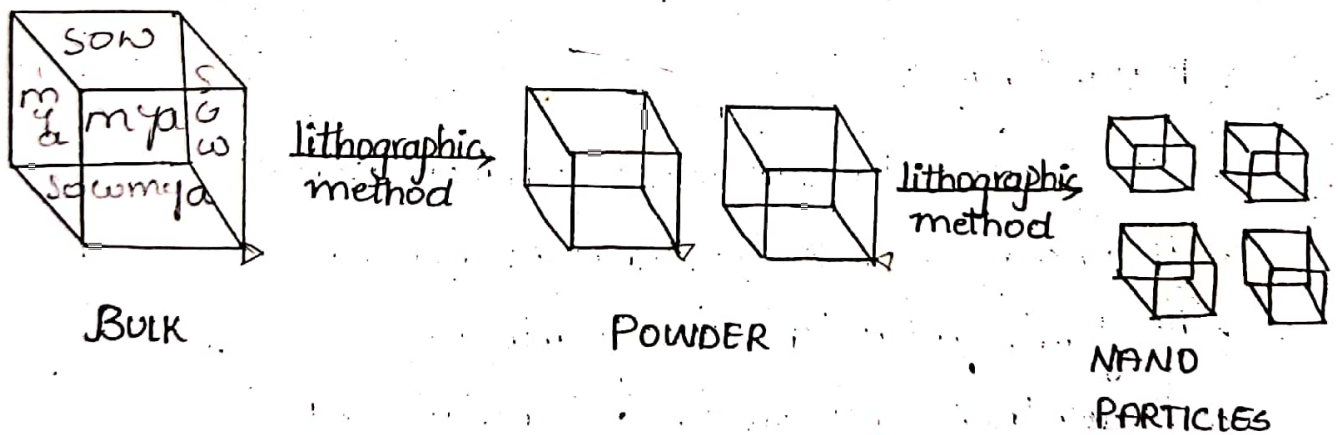
(1)

The materials like metals, ceramics, polymeric materials or composite materials with dimensions and tolerances in the range of 1nm to 100nm are called the Nano materials. They exhibit unique properties like melting point reactivity, reaction rates, electrical conductivity, colour, transparency etc.

GENERAL METHOD FOR PREPARATION OF NANO MATERIALS:


1. TOP-DOWN APPROACH METHOD:

In this method bulk materials are converted to powder and then to nanoparticles by making use of lithographic methods. This method is used in the microelectronic industry.



2. BOTTOM-UP APPROACH METHOD:

In this method very small particles like atoms are assembled to get clusters which in turn are aggregated to get nanoparticles. Fullerenes and polymer nano composites are prepared by this method.



# PREPARATION OF NANOMATERIALS BY INDUSTRIAL METHOD.

## 1. SOL-GEL METHOD:

Sol-gel preparation is bottom-up approach for the synthesis of nanomaterials. Sol-gel processing is wet chemical technique that uses a sol to produce an integrated network i.e., gel. Metal oxides or metal chlorides undergoes hydrolysis and poly-condensation reactions to form a colloid which is a system composed of nano particles dispersed in a solvent. The solvent evolves toward the formation of an inorganic continuous network containing a liquid phase (gel). Formation of a metal oxide involves connecting the metal centres with  $\text{OXO}(\text{M}-\text{OM})$  (or) hydroxo polymers  $(\text{M}-\text{OH}-\text{M})$  bridges generating metal-oxo (or) metal-hydroxo polymers in the solution. After drying process, liquid phase is removed from gel and calcination is performed. Alcohol is used as solvent.

### Advantages:

- It forms similar size of nanomaterials
- It undergoes low temperature reactions
- It forms microstructure particles
- It controls any stage of the reactions.

## 2. CHEMICAL REDUCTION METHOD:

This method belongs to bottom-up approach. Metal nanoparticles particularly silver nanoparticles are prepared by this method.

### Preparation of silver nanoparticles:

For the preparation of silver nanoparticles



silver nitrate solution and 8% w/w sodium dodecyl sulphate (SDS) are used as metal salt precursor and metal stabilizing agent respectively. Hydrazine hydrate and citrate solution are used as reducing agents. The transparent colourless solution will be converted to pale yellow and pale red colour which indicates the formation of silver nanoparticles. The nanoparticles are purified by centrifugation.

### Applications:

→ Nanoparticles like silver, gold, platinum etc., are prepared by this method.

### 3. BEUNAR EMMET TELLER METHOD (BET):

Nano crystalline particles of " $\text{Co}_x\text{Fe}_{(3-x)}\text{O}_4$ " are synthesized by combustion reaction method using iron nitrate, cobalt nitrates and urea with  $\text{Asa}$ 's fuel without template and subsequent heat treatment. The maximum reaction temperature range is  $850-1010^\circ\text{C}$  and combustion lasts for 30 sec. for all system. The materials are washed with deionised water and the byproducts are rinsed off producing pure nanoparticles.

### 4. TRANSMISSION ELECTRON MICROSCOPIC METHOD (TEM):

This is a shape controlled method for the synthesis of colloidal platinum nanoparticles which is potentially important in the field of catalysis. A solution of potassium platinum chloride solution ( $0.00001\text{M}$ ) is prepared in water and treated with  $0.2\text{ml}$  of  $0.1\text{M}$  sodium polyacrylate. The resulting solution is bubbled with Ar gas for 20 min. The Pt ions are reduced by bubbling hydrogen gas for 5 min. The reaction vessel is sealed and left overnight. The solution turns light golden and nanoparticles

are purified and separated.

## PROPERTIES OF NANOMATERIALS:

- The magnetic properties increases with decrease in size of materials.
- Melting point of the nanomaterials increases when compared with other material depending on size of particles
- Solubility of nanomaterials is more than other materials due to decreased size.
- Colour : The physical property colour is again size dependant.
- Transparency : Transparency of nanomaterials is more than other materials.
- Catalytic Behaviour: Due to increased surface area, the catalytic activity of the nanomaterials is more than other materials.
- Colloidal properties : The colloidal nanoparticles are called coeering colloids.
- Chemical Reactivity : Nanoparticles posses high chemical reactivity
- Reaction Rates : High reaction rates were observed with nanomaterial.
- The nano materials exhibit good dispersibility
- The nanomaterials can be used as good conducting, semi-conducting and insulating materials.

## FULLERENES:

A fullerene is any molecule composed entirely of carbon in the form of a hallow sphere, ellipsoid or tube.

The first fullerene molecule was prepared in 1985 by "Richard Smalley et al" at Rice University, USA. They were awarded Nobel Prize in 1996 for their work. (3)

## TYPES OF FULLERENE:

### 1. BUCKYBALL CLUSTERS:

The smallest is  $C_{20}$  (unsaturated version of dodecahedrane) and most common is  $C_{60}$ .

### 2. CARBON NANOTUBES:

Hollow tubes of very small dimensions having single or multiple walls.

### 3. MEGATUBES:

Larger in diameter than nanotubes and prepared with walls of different thickness.

### 4. POLYMERS:

Chain, two dimensional and three dimensional polymers are formed under high-pressure, high temperature.

### 5. NANO ONIONS:

Spherical particles based on multiple layers surrounding a buckybal core proposed for lubricants.

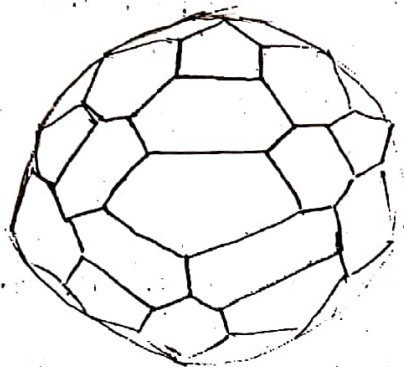
### 6. LINKED BALL AND CHAIN DIMERS:

Two buckballs linked by a carbon chain. The different individual fullerenes based on composition is listed below.

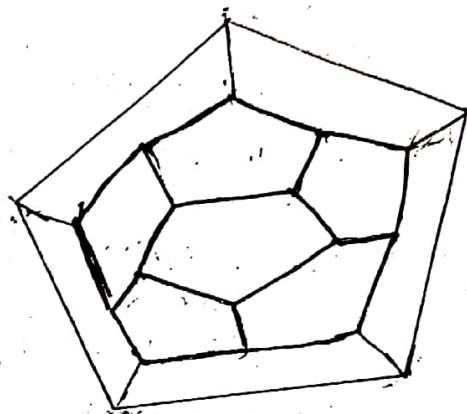
## BUCKMINSTER FULLERENE:

It is the smallest fullerene molecule. The structure of  $C_{60}$  is called "Truncated Icosahedron" containing 20 hexagons and 12 pentagons with carbon atom at the vertices of each polygon. The van der Waals diameter of  $C_{60}$  is 1.1 nm and average bond length is 1.4 Å.

12-Pentagonal rings  
20-hexagonal rings



$C_{60}$  fullerene



$C_{20}$  fullerene

## b, BORON BUCKYBALLS:

A type of buckyball which uses boron atoms instead of a carbon atom is Boron fullerene.

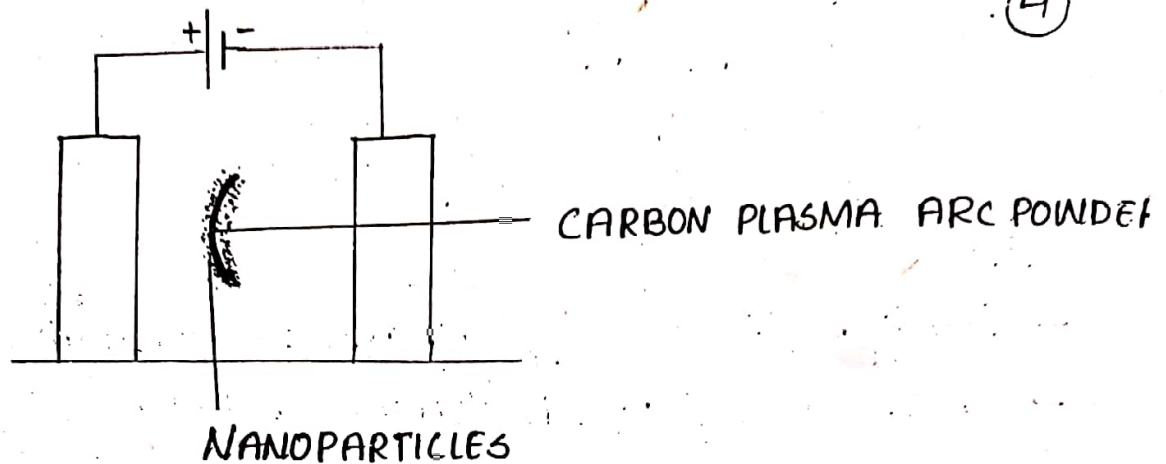
## c, METALLO FULLERENES:

These are a class of novel nanoparticles, comprises 80 carbon atom ( $C_{80}$ ) forming a sphere which encloses a complex of three metal atoms and one nitrogen atom.

## PREPARATION OF FULLERENES:

A common method used to produce fullerenes is to send a large current between two nearby graphite electrodes in an inert atmosphere. The resulting carbon plasma arc

between the electrodes cools into sooty residue from which many fullerenes can be isolated. The fullerenes are extracted from soot using multi step procedure.



### PROPERTIES OF FULLERENES:

#### → Endohedral Fullerenes:

When other atoms trapped inside fullerenes to form inclusion compounds is known as endohedral fullerenes.

Eg:  $Tb_3NeC_{84}$  (Egg shaped fullerene).

#### → Solubility:

Fullerenes are sparingly soluble in many solvents, common solvents for fullerenes are toluene,  $CS_2$ .

#### → Ceramic sculptures:

Several sculptures symbolizing wave particle duality are created.

#### → Chirality:

Some fullerenes are inherently chiral because they are  $D_2$ -symmetric and have been successfully resolved.

#### → Hydrogenation:

$C_{60}$  exhibits a small degree of aromatic character, undergo addition with hydrogen to polyhydrofullerenes.

## → Halogenation:

Addition of F, Cl and Br occur for  $C_{60}$  under various conditions, produces a vast no: of halogenated derivatives.

## → Addition of oxygen:

$C_{60}$  can be oxygenated to epoxide  $C_{60}O$ .

## Applications:

- Buckyballs are efficient medium to make hydrogen fuel.
- In medical field, buckminster fullerene is used to inhibit the HIV virus.
- It is used in preparation of solar energy.

## CARBON NANOTUBES (CNT):

Carbon nanotubes are sheets of graphite about 0.4nm in diameter. Carbon nanotubes are otherwise called buckytubes.

There are two types of carbon nanotubes:

1. Single Wall nanotubes
2. Multi Wall nanotubes

## PREPARATION METHODS OF CARBON NANOTUBES

### i) Arc Discharge Method:

By arc discharge of graphite electrodes in presence of ionised gas to reach high temperature and by using a current of 100 amps CNT was produced. The yield is 30% and produces both single and multi-walled nanotube with lengths of up to 50 micrometers.

## ii. LASER ABLATION:

In this process a pulsed laser vapourises a graphite target, in a high temperature reactor. While an inert gas is bled into the chamber, nanotube develops on the cooler surface of the reactor as the vapourised carbon condenses. To improve the yield a composite of graphite, metal catalyst particles (Co and Ni mixture) was used to synthesis single walled CNT.

## iii. PLASMA TORCH METHOD:

Single walled CNT was prepared by this method. In thermal plasma torch method high frequency oscillating currents in a coil in flowing inert gas was fed with feedstock of carbon black and catalyst particles and then cooled down to get single walled nanotubes. This method produces 2 gms of CNT per minute.

## iv. CHEMICAL VAPOUR DEPOSITION (CVD):

During chemical vapour deposition process a substrate was prepared with a layer of metal catalyst nanoparticles (Ni or Co). The substrate is heated to  $700^{\circ}\text{C}$  and a mixture of nitrogen and carbon containing acetylene or ethylene or ethanol or methane was passed. The carbon containing gas is broken and carbon is transported to the edges of the particle where it form CNT. Fluidised bed reactor is most widely used for CNT production.

## PROPERTIES OF CNT:

### → Strength:

CNT possess strength upto 100 gigapascals (GPa)

### → Hardness:

Standard single walled CNT withstands a pressure upto 25 GPa without deformation

### → Kinetic Properties:

Multiwalled CNT exhibit a striking telescoping property

### → Electrical properties:

CNT is semiconducting with a very small band gap between valence band and conducting band.

### → Electromagnetic wave absorption:

CNT possess microwave absorption characteristic

### → Thermal properties:

CNT are very good thermal conductor, CNT at room temperature has thermal conductivity  $3500 \text{ WM}^{-1}\text{K}^{-1}$ . The temperature stability of CNT is  $2800^\circ\text{C}$  in vacuum &  $750^\circ\text{C}$  in air.

### → Toxicity:

CNT possess toxicity.

## Applications of CNT:

→ CNT's are used to make space elevators, stab-proof, bullet-proof clothing

→ CNT is used in paper batteries

→ Used in digital switching devices, electromagnetic wave detectors.



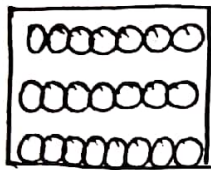
→ CNT can store hydrogen

→ Single walled CNT is inserted around cancerous cell, hence used in medical field.

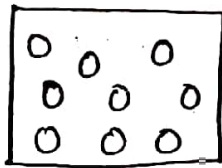
## LIQUID CRYSTALS (LCs):

(6)


The substances which exhibits conventional liquid properties as well as crystalline solid property is called liquid crystals.



SOLID



LIQUID



LIQUID CRYSTALS

### Types of liquid crystals:

1, Thermotropic LCs

2, Lyotropic LCs

3, Metallotropic LCs

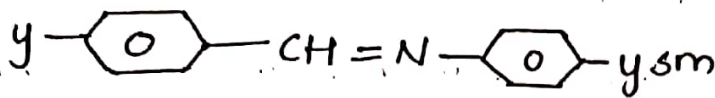
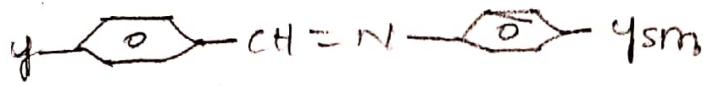
### → Thermotropic LCs:

Thermotropic phases are those that occur in a certain temperature range. Examples of thermotropic liquid crystalline substances are cholesteryl benzoate, exhibit liquid crystalline state  $145.5 - 178.5^\circ\text{C}$ , P-azoxyanisole at  $116 - 135^\circ\text{C}$ , and P-azoxyphenetole at  $137 - 167^\circ\text{C}$ .

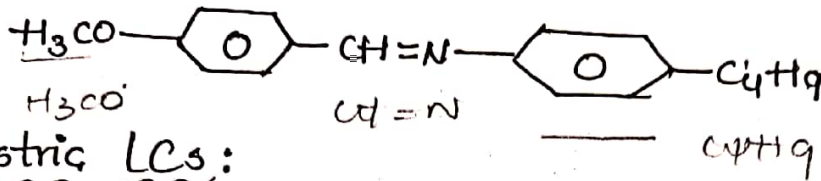
There are three distinct phases in which thermotropic LCs exists.

### a) Nematic liquid phases:

Nematic in Greek means thread like simple structures



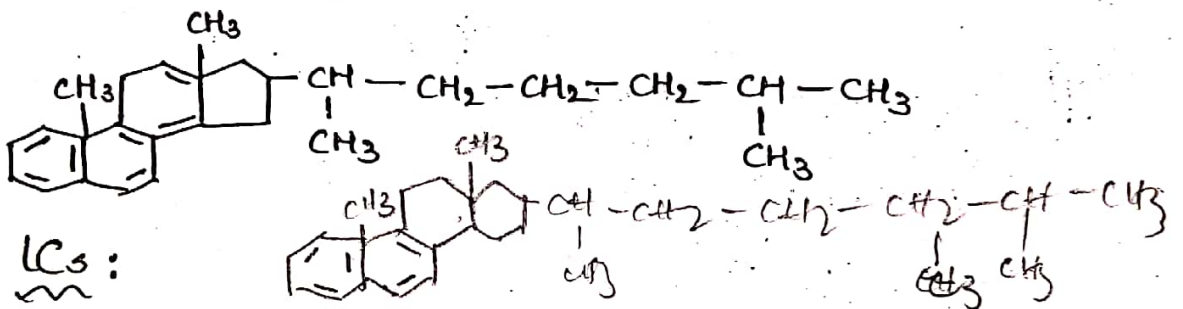
Example:



b, Cholestric LCs:

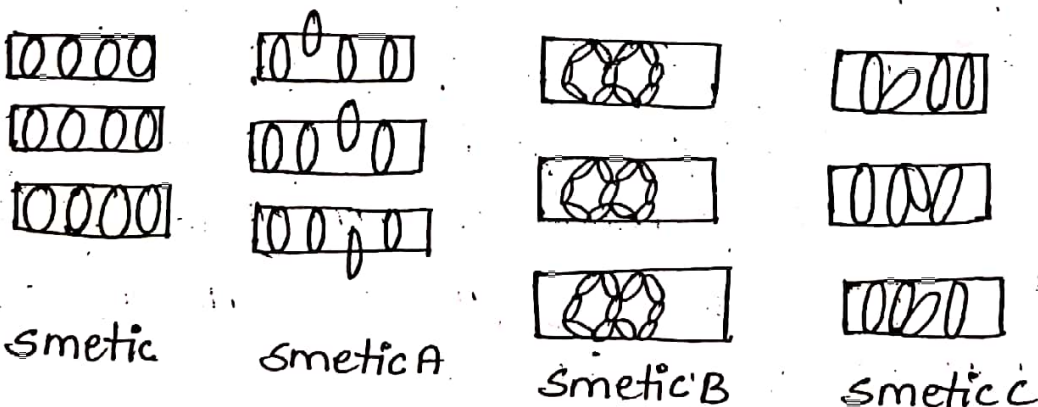
The molecules are aligned parallel to a preferred direction as in nematic phase. When proceeding in a direction normal to the plane, the preferred direction rotates continuously, the result is helical structure.

Example:



c, Smectic LCs:

In greek smectic means soap. There are three types of smectic phases based on orientation of the director.

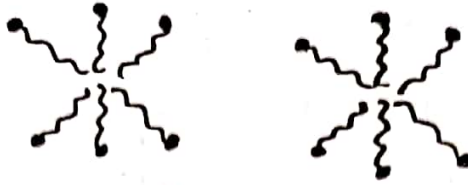


Lyotropic LCs:

Whenever the substance is added to liquid crystals it will increase the concentration of liquid crystal phase is called lyotropic LCs.



LAMELLAR  
LYOTROPIC LCS




HEXAGONAL LYOTROPIC LCS

(7)

APPLICATIONS:

- Preparation of LCD TV's, laptops, computer monitors
- It is used in inhibition of cancer cells, tumour cells
- Used in aquariums
- Used in electromagnetic wave detectors.



SUPER CONDUCTORS:

The scientist Dutch physicist. "Kammerlingh Onnes" in 1911 proposed super conductors.

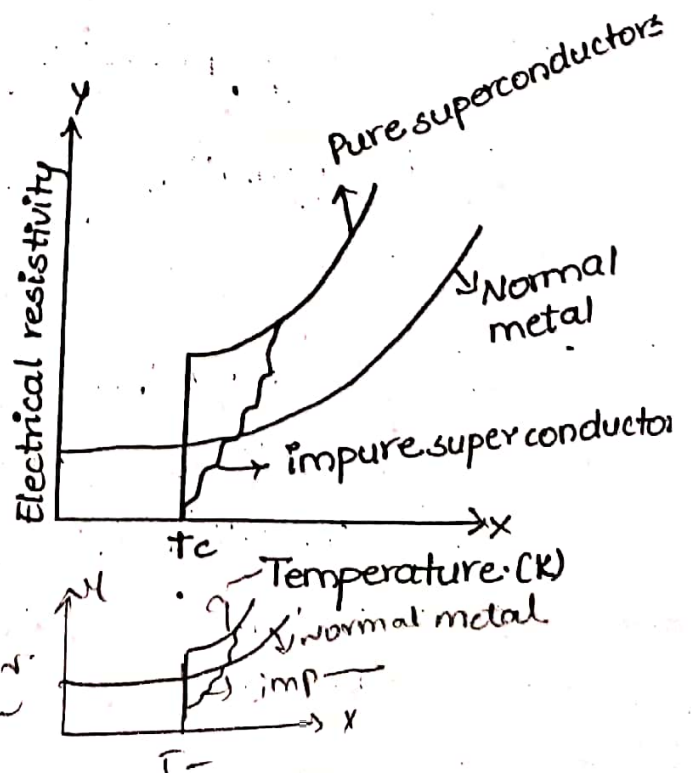
A solid which offers no resistance to passage of electricity through it is called super conductors.

Types of superconductors:

i, Type-I superconductor  
(or)

Ideal superconductor:

- In this superconductor, it exhibits diamagnetic property and also meissner effect.
- The critical temperature ( $T_c$ ) is high when compared to normal temperature ( $T$ )



## Super critical fluid extraction method:-

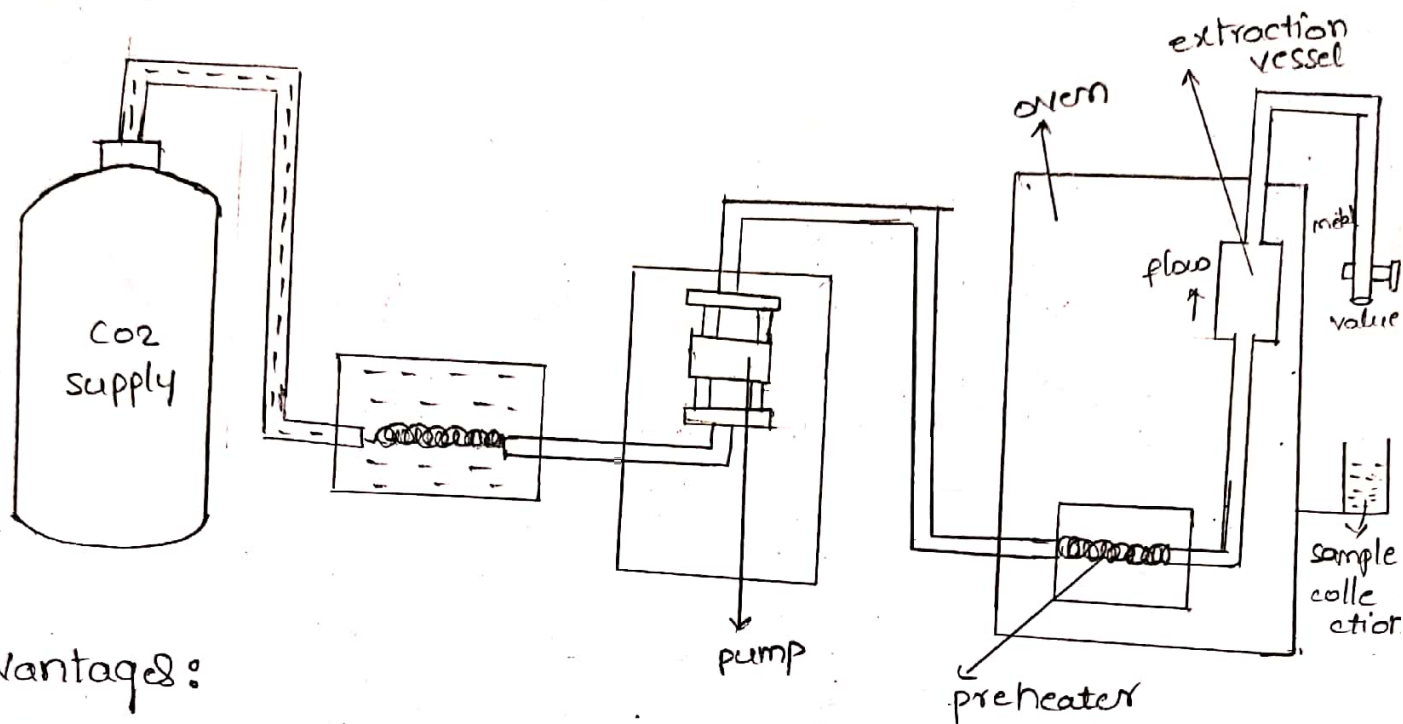
1. SFE is the presence of separating of one component from another component using super critical fluid as the extracting solvent extraction is usually from a solid matrix, but can also be from liquids
2. SFE method is used for analytical purpose on a large scale to either unwanted material from a product (de-caffination) or collect a desired product (essential oils)
3. These essential oils can include limonene (citro) (terpene type of hydrocarbon) and other straight solvents
4. Carbon dioxide ( $\text{CO}_2$ ) is the most used super critical fluid some time co-solvents such as methanol and ethanol

### conditions of SFE:-

1. In SFE method, we use  $\text{CO}_2$  undergoes critical temperature above of  $31^\circ\text{C}$  and critical (temperature) pressure is 74 bar  $7 \text{ bar} = 10^5 \text{ pascal}$

### Procedure:-

The system must contain a pump for the  $\text{CO}_2$  a pressure cell contain sample. we apply a pressure cell contain sample. we apply pressure in the system and a collecting vessel. The liquid is pumped to a heating zone where it is heated it is heated to super critical condition. it then passes into extraction vessel where it rapidly diffuses into solid matrix and dissolve the material to be extracted



advantages:

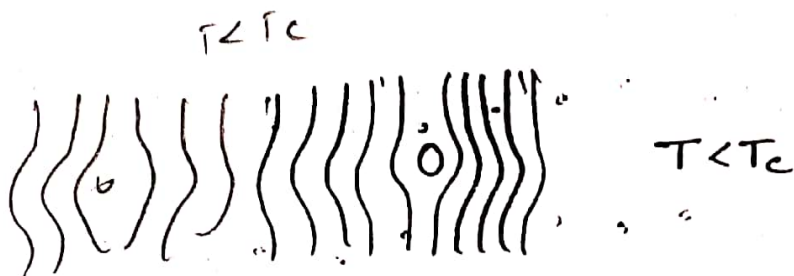
1. selectivity: In SFE method we apply selected temperature and pressure
2. Speed: In SFE method speed depends upon diffusion of matrix and extracted materials

Limitations:-

In SFE method, we supply high pressure it increase the cost compared to conventional liquid extraction.

\* Supercritical fluid extraction method:-


In this method the extraction of food (coffee, sugar, polymers, peterochemi



Type-II Super conductor (or) Hard superconductor:

→ In this superconductor, it exhibits magnetisation, value is zero from lesser magnetic field to higher magnetic field.

→ The critical temperature ( $T_c$ ) is less when compared to normal temperature ( $T$ )



Example for superconductor:

Yttrium Barium Cuprate ( $YBa_2Cu_3O_{7-x}$ )

It contains: yttrium oxide, barium carbonate, cuprous oxide in stichiometric ratio (1:2:3) and hence is called 1:2:3 molar superconductor and  $T_c = 90\text{K}$

Synthesis of 1:2:3 superconductor by ceramic method:

Step 1: Preparation of a homogenous mixture of there oxides

( $Y_2O_3$ ,  $BaCO_3$  and  $CuO$ ) in their molar ratios

Step 2: Heating them to obtain oxygen deficient superconductor in a muffle furnace.

Step 3: Annealing the above compound to room temperature to retain its composition, structure and superconducting properties

## CLASSES OF SUPERCONDUCTORS:

1. Elements Eg: Hg, Nb, La
2. Alloys Eg:  $La_3In$ ,  $Nb_3Ge$
3. Simple compounds Eg: NbN
4. Molecular Crystals Eg:  $C_{60}K_x$
5. Ceramics Eg: Mixed metal oxides
6. Inorganic Polymers Eg:  $(SN)_x$
7. Organic compounds

E - Hg, La, Nb  
Alloys -  $La_3In$ ,  
simple com - NbN  
molecular crystals -  $C_{60}K_x$   
ceram - mixed

Elem - Hg, La, Nb (8)  
Alloys -  $La_3In$   
Sim - NbN  
MO -  $C_{60}K_x$   
Ceramics - mixed metal oxides  
In -  $SN_x$   
or -

## PROPERTIES OF SUPERCONDUCTORS:

- Sc are brittle, so used in preparation of electronic wires
- Thermoelectric property is zero
- The magnetisation property is zero
- When current is passed through the superconducting materials, the heating loss  $I^2R$  is zero.

## APPLICATIONS OF SUPERCONDUCTORS:

- Used in MRI scanners
- $(YBa_2CO_3O_{7-x})$  is used in industrial catalyst like hydrogenation oxidation etc.,
- Used as a alcohol sensor to prevent road accidents  
 $(La_3Sr_xO_{3-x})$
- It is also used in preparation of electronic devices like cellular telephones.

prepared by

Sadvepalli Venkata Rao

M.Sc B.Ed

## UNIT-4 (ADVANCED CONCEPTS/TOPICS IN CHEMISTRY)

**Computational chemistry:** Introduction, Ab Initio studies

**Molecular switches:** characteristics of molecular motors and machines, Rotaxanes and Catenanes as artificial molecular machines, prototypes – linear motions in rotaxanes, an acid-base controlled molecular shuttle, a molecular elevator, an autonomous light-powered molecular motor

### ➤ **Computational chemistry:-**

#### ▪ **Introduction:-**

- Computational chemistry is a branch of chemistry that uses computer simulation to assist in solving chemical problems.
- It uses methods of theoretical chemistry, incorporated into efficient computer programs, to calculate the structures and properties of molecules and solids.
- It is necessary because, apart from relatively recent results concerning the hydrogen molecular ion (dihydrogen cation, see references therein for more details), the quantum many-body problem cannot be solved analytically, much less in closed form.
- While computational results normally complement the information obtained by chemical experiments, it can in some cases predict hitherto unobserved chemical phenomena.
- It is widely used in the design of new drugs and materials.
- Examples of such properties are structure (i.e., the expected positions of the constituent atoms), absolute and relative (interaction) energies, electronic charge density distributions, dipoles and higher multipolar moments, vibrational frequencies, reactivity, or other spectroscopic quantities, and cross sections for collision with other particles.

#### ▪ **Ab Initio studies:-**

- *Ab initio* methods are based entirely on quantum mechanics and basic physical constants.
- The programs used in computational chemistry are based on many different quantum-chemical methods that solve the molecular Schrödinger equation associated with the molecular Hamiltonian.
- Methods that do not include any empirical or semi-empirical parameters in their equations – being derived directly from theoretical principles, with no inclusion of experimental data – are called *ab initio methods*.



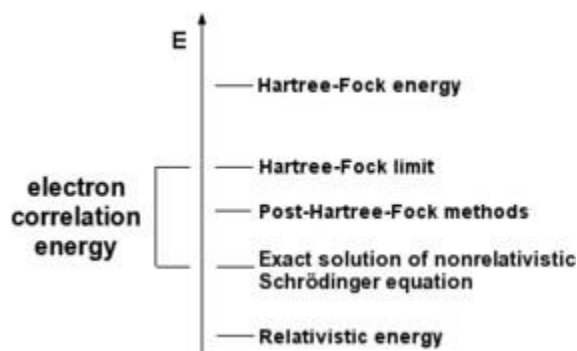


Fig: ab initio methods

- **Molecular switches:** - A molecular switch is a molecule that can be reversibly shifted between two or more stable states.
  - **characteristics of molecular motors and machines:-**
- **Molecular motors:-**
  - Molecular motors are natural (biological) or artificial molecular machines that are the essential agents of movement in living organisms.
  - In general terms, a motor is a device that consumes energy in one form and converts it into motion or mechanical work;
  - For example, many protein-based molecular motors harness the chemical free energy released by the hydrolysis of ATP in order to perform mechanical work.
  - In terms of energetic efficiency, this type of motor can be superior to currently available man-made motors.
  - One important difference between molecular motors and macroscopic motors is that molecular motors operate in the thermal bath, an environment in which the fluctuations due to thermal noise are significant.
- **Molecular machines:-**
  - A molecular machine, nanite, or Nano machine, is a molecular component that produces quasi-mechanical movements (output) in response to specific stimuli (input).
  - In biology, macromolecular machines frequently perform tasks essential for life such as DNA replication and ATP synthesis.
  - The expression is often more generally applied to molecules that simply mimic functions that occur at the macroscopic level.
  - The term is also common in nanotechnology where a number of highly complex molecular machines have been proposed that are aimed at the goal of constructing a molecular assembler.

- **Rotaxanes and Catenanes as artificial molecular machines:-**
- **Rotaxanes:-**
  - A rotaxane is a mechanically interlocked molecular architecture consisting of a "dumbbell shaped molecule" which is threaded through a "macro cycle" (see graphical representation).
  - The name is derived from the Latin for wheel (rota) and axle (axis).
  - The two components of a rotaxane are kinetically trapped since the ends of the dumbbell (often called stoppers) are larger than the internal diameter of the ring and prevent dissociation (unthreading) of the components since this would require significant distortion of the covalent bonds.
- **Catenanes as artificial molecular machines:-**
  - An artificial molecular machine consists of molecule or substituent components jointed together in a specific way so that their mutual displacements could be initiated using appropriate outside stimuli.
  - Such an ability of performing mechanical motions by consuming external energy has endowed these tiny machines with vast fascinating potential applications in areas such as actuators, manipulating atoms/molecules, drug delivery, molecular electronic devices, etc.
  - To date, although vast kinds of molecular machine archetypes have been synthesized in facile ways, they are inclined to be defined as switches but not true machines in most cases because no useful work has been done during a working cycle.
- **Prototype:-**
  - A **prototype** is an early sample, model, or release of a product built to test a concept or process.
  - It is a term used in a variety of contexts including semantics, design, electronics, and software programming.
  - A prototype is generally used to evaluate a new design to enhance precision by system analysts and user.

**Basic prototype categories:-**

Prototypes explore different aspects of an intended design:

- A **Proof-of-Principle Prototype** serves to verify some key functional aspects of the intended design, but usually does not have all the functionality of the final product.
- A **Working Prototype** represents all or nearly all of the functionality of the final product.
- A **Visual Prototype** represents the size and appearance, but not the functionality, of the intended design.
- A **Form Study Prototype** is a preliminary type of visual prototype in which the geometric features of a design are emphasized, with less concern for color, texture, or other aspects of the final appearance.
- A **User Experience Prototype** represents enough of the appearance and function of the product that it can be used for user research.
- A **Functional Prototype** captures both function and appearance of the intended design, though it may be created with different techniques and even different scale from final design.

#### ➤ **Rotaxane:-**

- A **rotaxane** is a mechanically interlocked molecular architecture consisting of a "dumbbell shaped molecule" which is threaded through a "macrocycle".
- The name is derived from the Latin for wheel (rota) and axle (axis).
- The two components of a rotaxane are kinetically trapped since the ends of the dumbbell (often called stoppers) are larger than the internal diameter of the ring and prevent dissociation (unthreading) of the components since this would require significant distortion of the covalent bonds.

#### ➤ **An acid-base controlled molecular shuttle:-**

- This paper describes the acid/base-mediated three-state translational isomerization of two [2]rotaxanes, each containing *N*-alkylaniline and *N,N*-dialkylamine centers as binding sites for threaded dibenzo[24]crown-8 units.
- Under neutral conditions, the dialkylamine unit predominantly recognized the crown ether component through cooperative binding of a proton; when both amino units were protonated under acidic conditions, both translational isomers were generated; the addition of a strong base caused aniline–crown ether interactions to dominate.
- The three states of the rotaxane featuring the 3,5-diphenylaniline terminus in its dumbbell-shaped component were accompanied by distinct absorptive outputs that were detectable using UV spectroscopy.

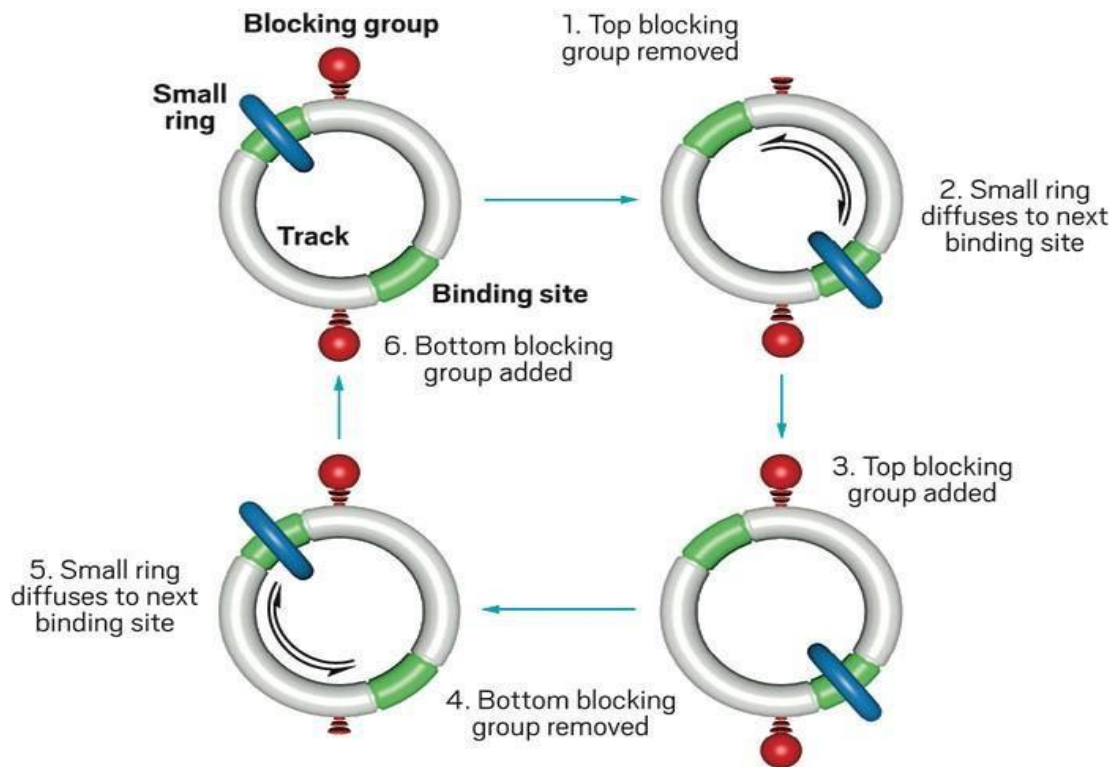
#### ➤ **A molecular elevator:-**

- We report the incrementally staged design, synthesis, characterization, and operation of a molecular machine that behaves like a nano scale elevator.

- The operation of this device, which is made of a platform like component interlocked with a trifurcated riglike component and is only 3.5 nanometers by 2.5 nanometers in size, relies on the integration of several structural and functional molecular subunits.
- This molecular elevator is considerably more complex and better organized than previously reported artificial molecular machines.

➤ **An autonomous light-powered molecular motor:-**

- Molecular motor runs all by itself, without external intervention, on a tank of chemical fuel



Motor proteins are essential for moving muscles in animals and transporting molecules across cell membranes.

Researchers have now mimicked them by designing and creating the first synthetic motor that runs autonomously—without further intervention—on chemical fuel.

Mother Nature isn't easy to emulate, so an artificial chemically powered motor that works like a motor protein "is a major advance,"

Earlier non autonomous chemically powered motors required constant intervention they had to be fed a sequence of compounds to complete each operating cycle.

# \*UNIT - V\*

## PART - A

### \*SPECTROSCOPIC TECHNIQUES\*

\*Spectroscopy:- Spectroscopy involves the interaction between electromagnetic radiation and the substance under investigation.

Electromagnetic Spectrum:- The arrangement of all types of electromagnetic radiations in order of their increasing order of frequency and decreasing order of wavelength from Radio waves to Gamma rays is known as electromagnetic spectrum.

- \* Radio waves -  $> 0.1 \text{ m}$
- \* Micro waves -  $0.1 \text{ m} - 1 \text{ mm}$
- \* Infra-Red -  $1 \text{ mm} - 700 \text{ nm}$
- \* Visible Light -  $700 \text{ nm} - 400 \text{ nm}$
- \* ultra Violet -  $400 \text{ nm} - 1 \text{ nm}$
- \* x-rays -  $1 \text{ nm} - 10^{-3} \text{ nm}$
- \* Gamma Rays -  $< 10^{-3} \text{ nm}$

## \* Uses :-

- Radio waves are used radio and television signals
- Microwaves are used cooking and Radar telecommunication purpose.
- Infra-red rays are used to produce over heat to the body.
- Visible light produce Seven different colours to the object like visibility.
- Ultra violet rays are used in luminiscence lamps and light vision Spectacles.
- X-rays are used in medical purpose to Scan body parts like lungus.
- Gamma rays are used to control the density of Cancerous cells.

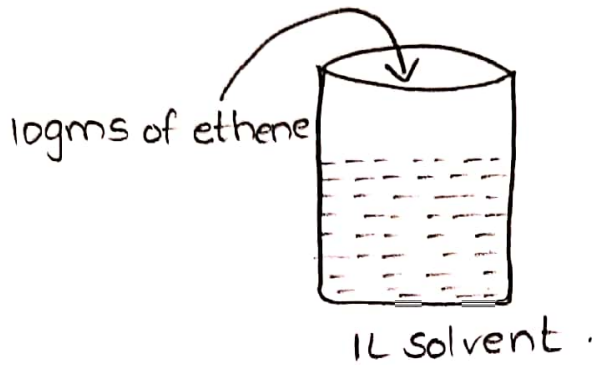
## \* UV SPECTROSCOPY :-

UV Spectroscopy is the measurement of the attenuation of a beam of light passing through a sample or after reflection from sample surface.

## \* ADSORPTION LAWS :-

- i) Beer's Law :- "When a beam of monochromatic light passed through a substance dissolved in a non-absorbing medium, The adsorption of light is directly proportional to the molar concentration of solution"

$$\log_{10} I_0/I \propto C.$$



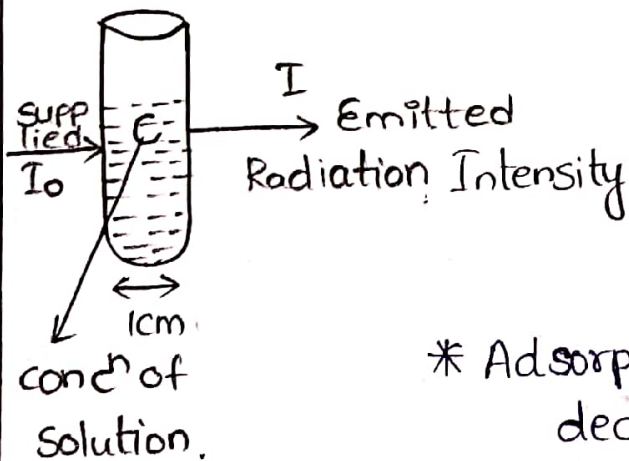
ii) Lambert's Law :- "when a beam of light is passed through a substance the absorption of light is proportional to the path length of the substance".

$$\log_{10} I_0/I \propto l$$

From Beer's and Lambert's law,

$$\log_{10} I_0/I \propto cl.$$

$$\log_{10} I_0/I = Ecl.$$



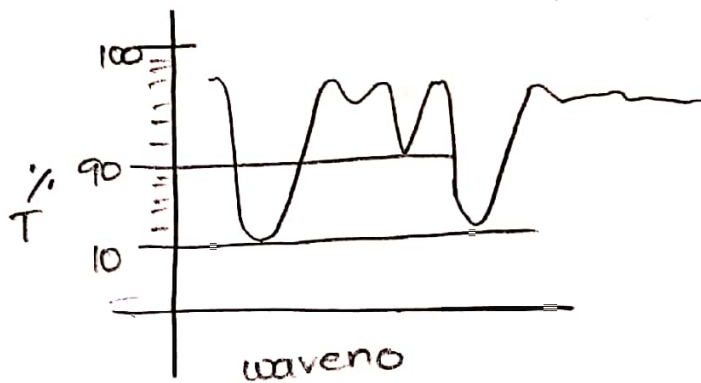
$$(I_0 - I)$$

$$(\log I_0 - \log I)$$

$$\log I_0/I$$

\* Absorption increases transmission decreases

$$\uparrow A \propto \frac{1}{T} \downarrow$$

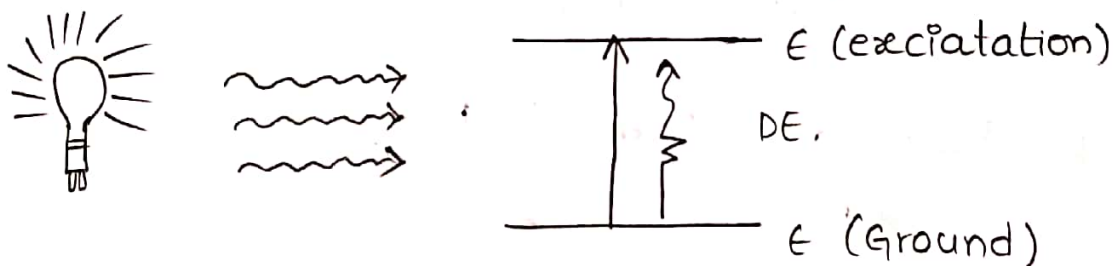


\* Nature of Solvent:-

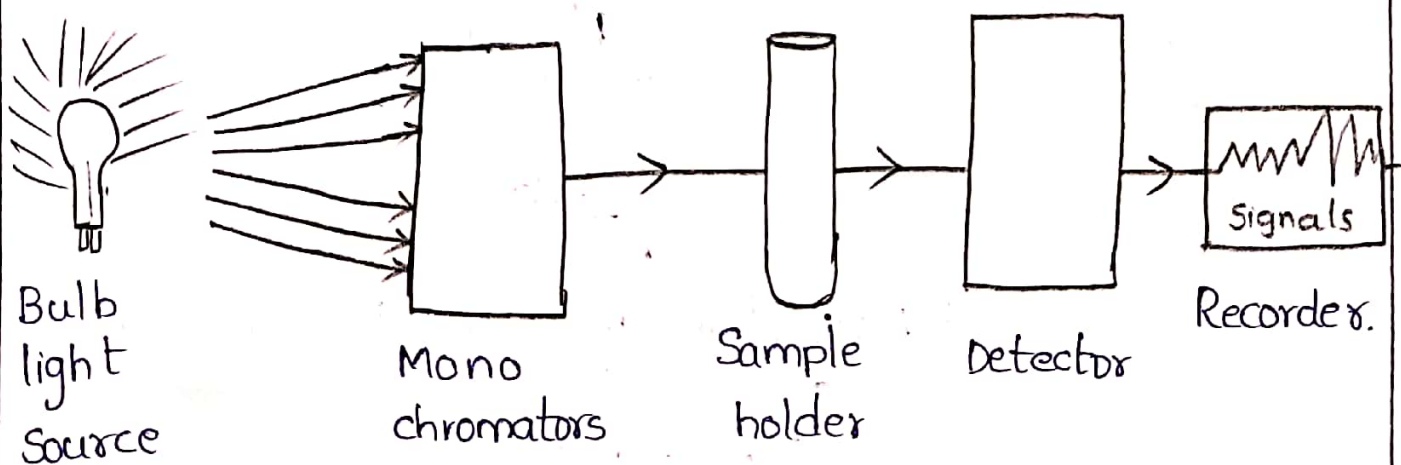
→ Solvent should not absorb any kind of Radiation

→ It should not be ~~Solvents~~ polar Solvents.

\* Principle of UV-spectroscopy:-



\* Instrumentation of UV spectroscopy:-  
Components.





## 1) Light Source:-

(a) Deuterium lamp - UV region (200-400 nm)

(b) Tungsten halogen lamp - Visible region (400-750 nm)

2) Monochromator:- Monochromator is device use to resolve wide band of polychromatic light radiation into narrow band of monochromatic radiation.

Eg:- Filters, prisms, Gratings.

3) Sample holder:- Cuvette is used as sample holder made up of Quartz.

4) Detectors:- It will convert light energy into electrical signal that are displayed on readout devices

\* Barrier layer cell

\* photo tube.

\* photo multiplier tube (most using)

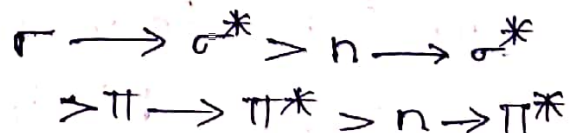
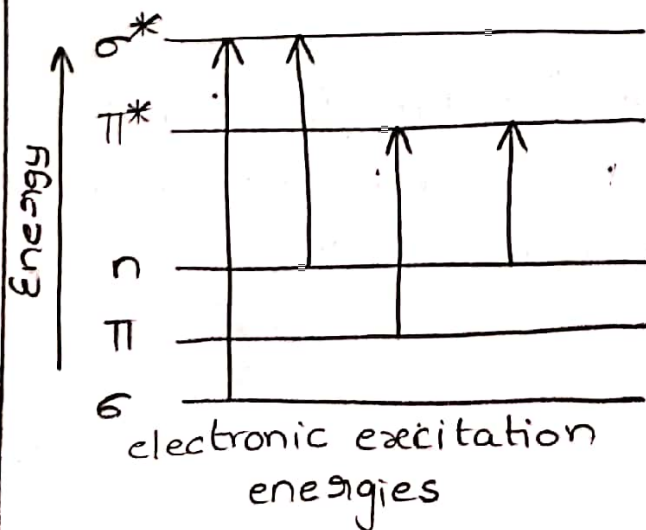
\* Thermo couple.

\* Balometer.

5) Amplifier & Recorder:- Amplifier Amplifies signal coming from detector and recorder records them which is displayed on readout device.

# \* Theory of electronic Spectroscopy


- when the molecule absorbs  $UV$  (or) Visible light, its electrons get promoted from ground state to the higher energy state.
- In the ground state, the spins of electrons in each molecular orbital are essentially paired.
- In the higher energy state, if the spins of electrons are paired is called excited singlet state.
- On the other hand spins of the electrons excited state are parallel is called excited Triplet state.
- Excited triplet state is more stable than excited singlet state.
- Excited singlet state converts to triplet state emission of energy of light.
- The highly probable transition due to absorption of quantised energy involves the promotion of one electron from the highest occupied molecular orbital to the lowest available unfilled molecular orbital.



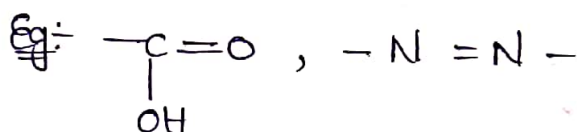
\* CHROMOPHORES:- chromophores are covalently bonded moieties with any compound and responsible for absorption of UV-visible radiations.

Eg:- Aldehyde, ethylene, carbonyl etc....

① chromophores with  $\pi-\pi^*$

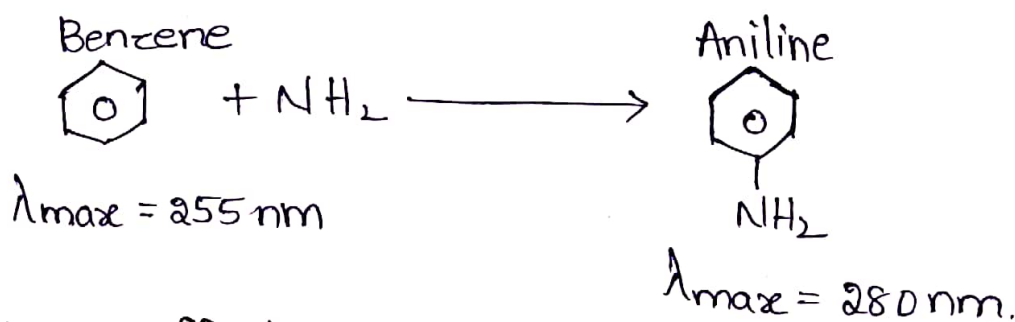


② chromophores with  $n-\pi^*$



\* AUXOCHROMES:- Any moiety which does not show any specific colour (or) absorption. when separated but when combined with any chromophores it increases the absorption wavelength towards longer wavelength towards by formation of a new chromophore.

Eg:- OH, NH<sub>2</sub>, OR, NHR, -SH etc....



\* Factors effecting absorption:-

1) Absorbing compounds  
chromophores, Auxochromes.

2) Solvent effect

Benzene	255 nm	}	Avoid these Solvents.
CCl <sub>4</sub>	265 nm		
chloroform	240 nm		

### 3) Temperature.

→ low temp is suitable for UV-spectroscopy.

### 4) Inorganic Moieties

→ Increases the absorption.

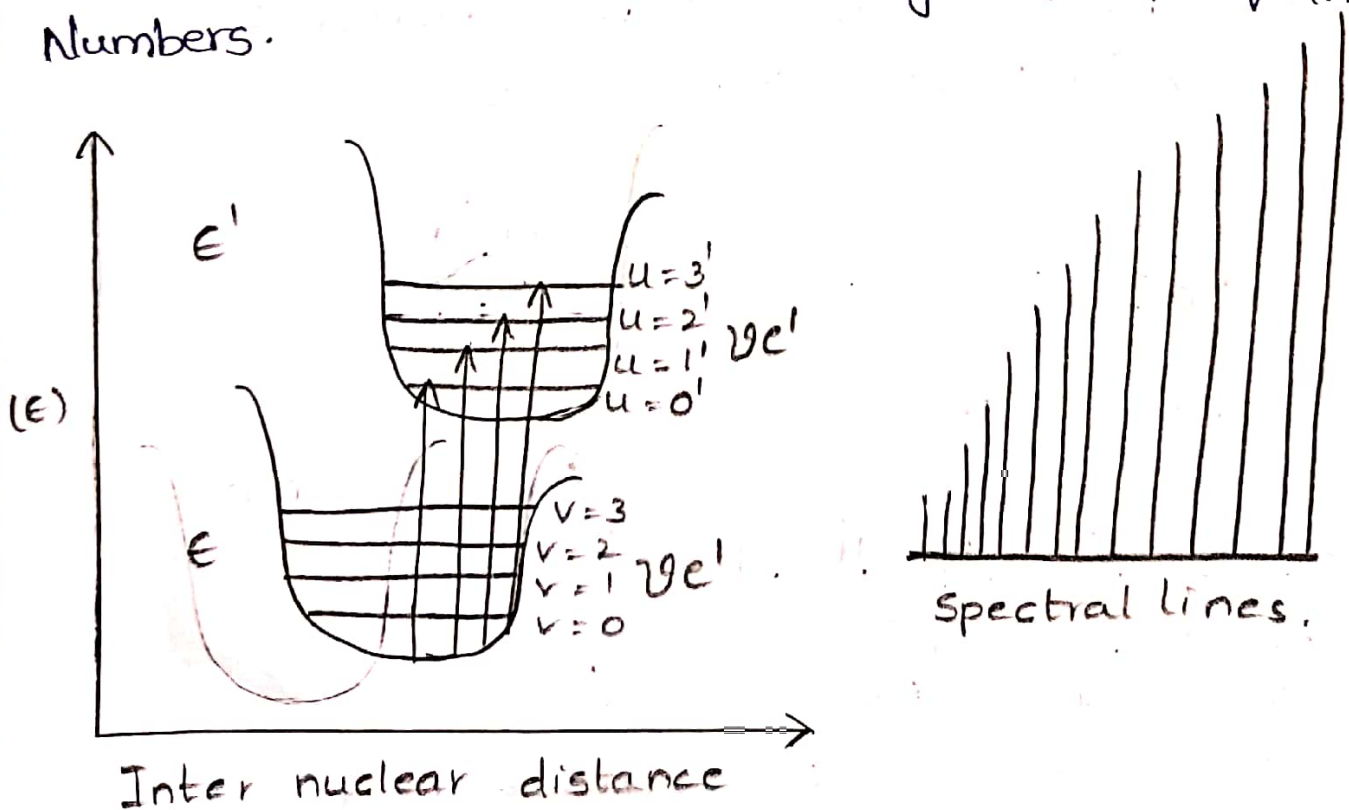
→ Complex inorganic Moieties →  $Cr_2O_4^{2-}$ ,  $MnO_4^-$

→ Single inorganic Moieties → Ag, Au etc ...

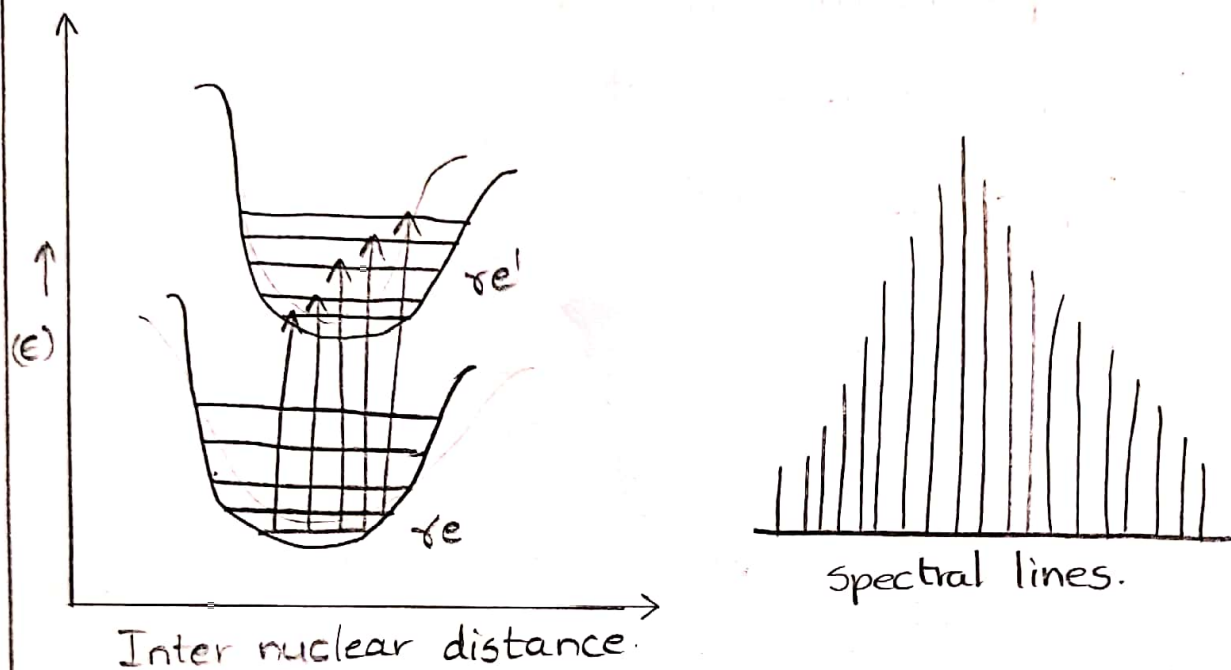
### \* Franck Condon Principle:-

"An electronic transitions takes place so rapidly that a vibrating molecule does not change its inter-molecular distance during the transitions"

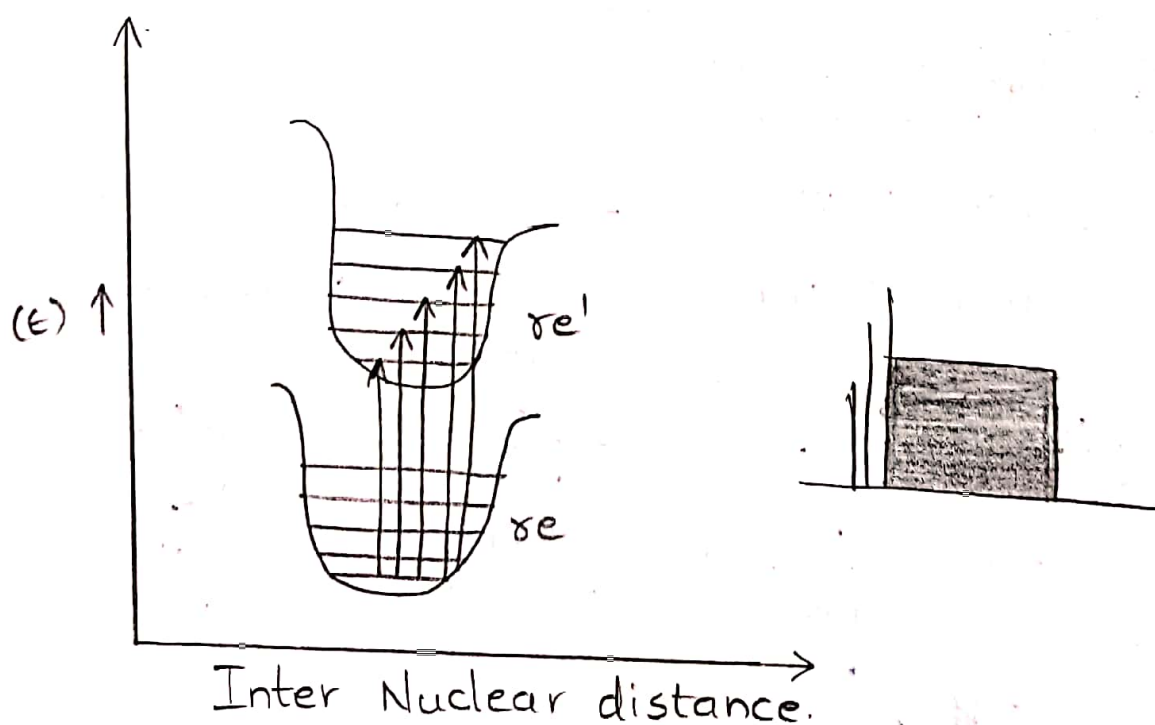
Case i:- when  $\nu_e = \nu_e'$  the intensity of the spectral lines increases with increasing vibrational quantum numbers.



Case - ii:- When  $r_{e'} > r_e$ . The intensity of the spectral lines for intermediate vibrational levels is very high compared to the lower and higher vibrational levels.

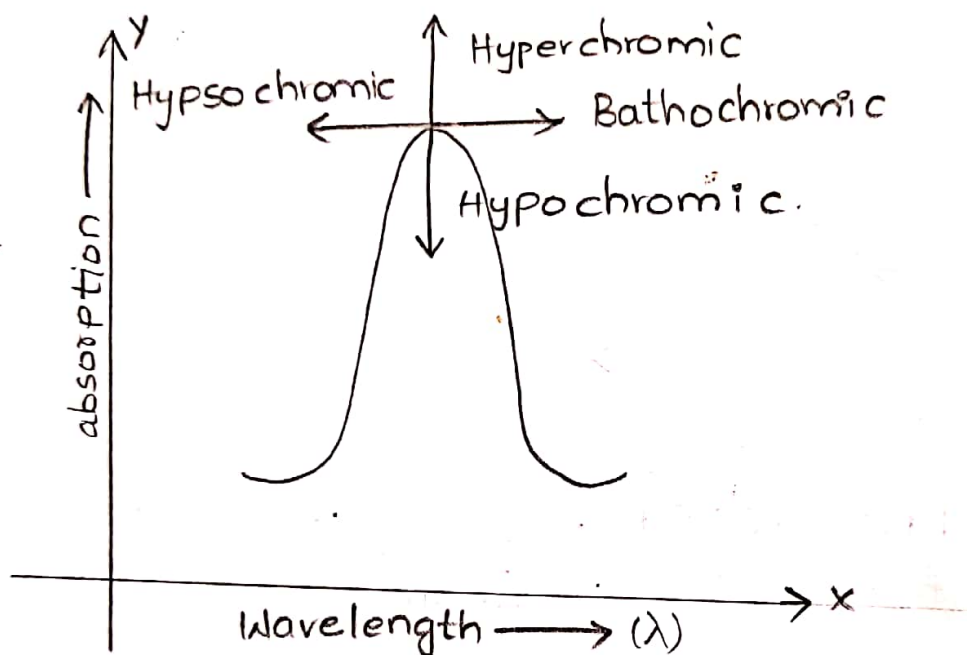


Case - iii:- When  $r_{e'} \gg r_e$ . we can observe only one (or) two lines followed by continuum.

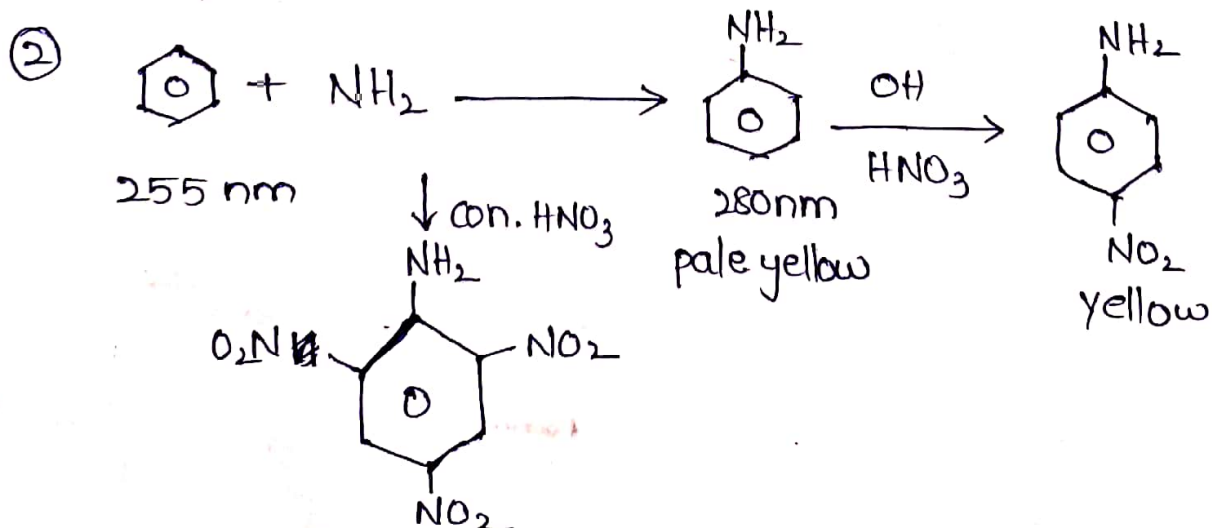
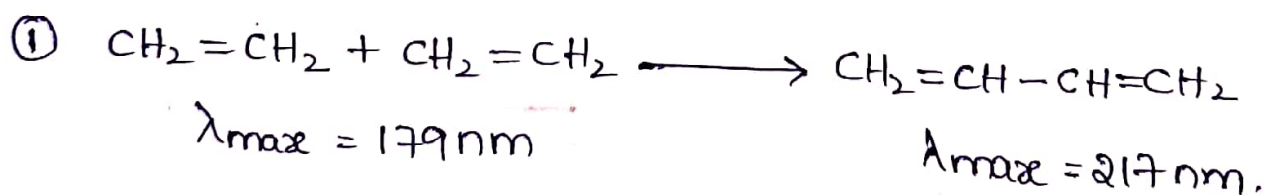


# \* INTENSITY SHIFTS :-

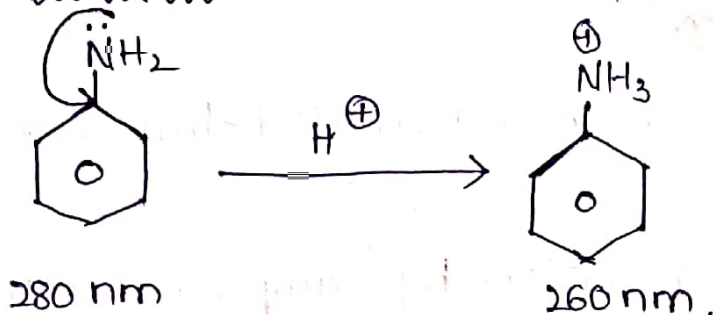
- \* Bathochromic effect (or) Red shift.
- \* Hypsochromic effect (or) Blue shift.
- \* Hyperchromic effect.
- \* Hypochromic effect.



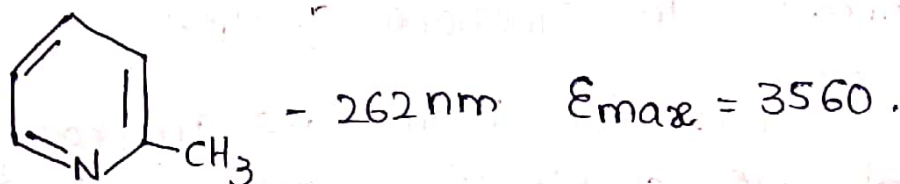
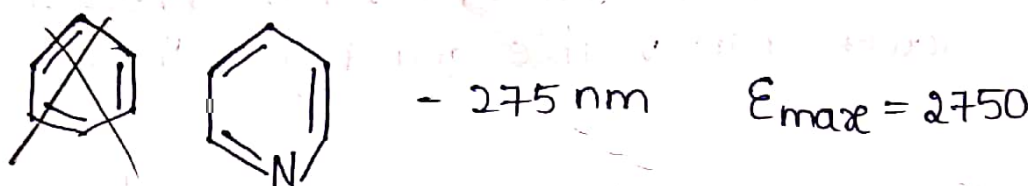
## \* Bathochromic shift :-



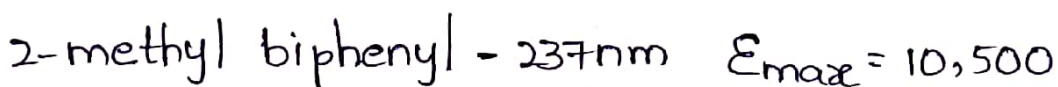
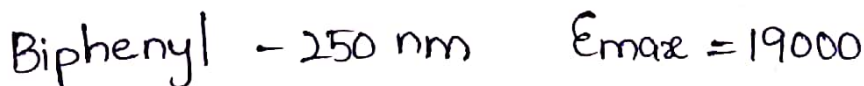
\*Hypsochromic:-



\*Hyperchromic Effect:- (Increasing Intensity)



\*Hypochromic effect:- (Decreasing Intensity)



\* Applications of Uv Spectroscopy:-

- 1) Determination of Molecular weight of a molecule.
- 2) Determination of impurities present in the sample.
- 3) Unknown concentration of a solution can be determined by this spectroscopy.
- 4) characterisation of aromatic compounds and in detect -ion of ~~is~~ Conjugation.

## \* FT-IR SPECTROSCOPY :-

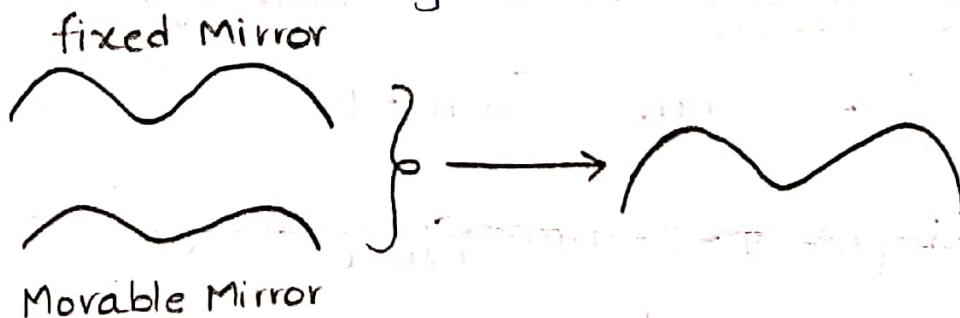
→ FT-IR means Fourier transmitted - Infra red Spectroscopy.

Absorption of IR radiation by Sample result in vibration transition.

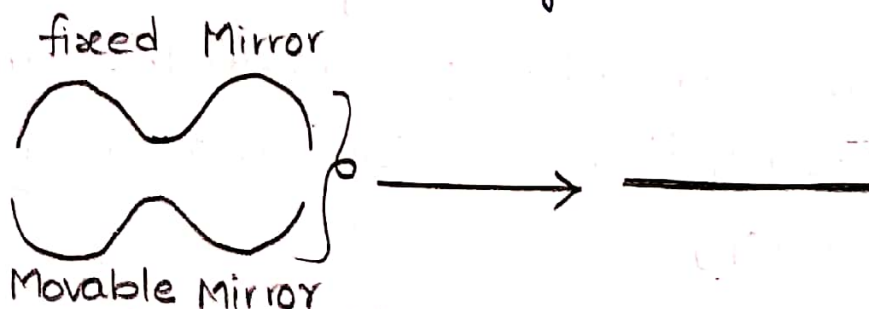
→ Infrared waves have wavelengths longer than visible and shorter than micro waves, and have frequencies which are lower than visible and higher than micro-waves.

→ IR spectra are mainly used in structure elucidation to determine the functional groups.

→ If the Radiation beams are in phase the beams will interfere constructively and resultant amplitude will be twice as high.



→ If the radiation beams are out of phase the beams will interfere destructively and cancelling out each other





## \* Instrumentation of FT-IR Spectrometer Components:-

① Source

② An optical system which uses interferometer.

(a) Beam splitter.

(b) stationary Mirror.

(c) Moving Mirror.

③ Sample

④ Detector.

1) Source:- Nerust glower, Global source, Tungsten lamps, Mercury arc.

2) Beam Splitter:- It is made of material which has 50% refractive index.

a) For Far IR:- Ny lar film sand wiced between halide plate of low refractive index solid used.

b) For Middle IR:- Thin film of Ge (or) Si deposited on CSI (or) CSBR (or) KCL (or) NaCl.

c) Near IR:- Thin film or ferric oxide deposited on calcium chloride.

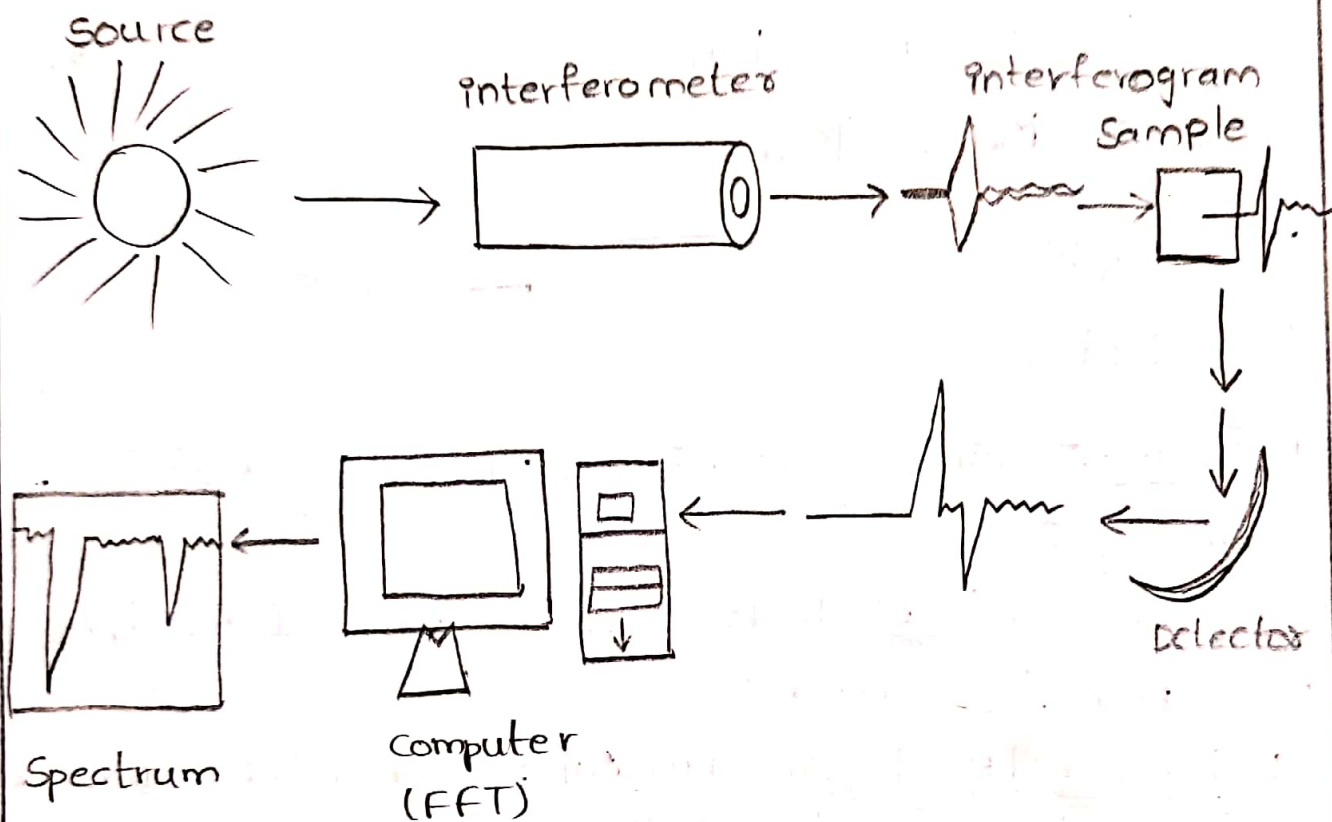
3) Detector:- pyro electric detector used

It consists of two perpendicular mirrors. One is stationary other is movable.

→ Movable Mirror is controlled by 'HeNe laser (632.8nm)

→ Between these mirrors set a beam splitter at  $45^\circ$  from the initial position of the movable mirror.

→ A parallel beam of radiation from the IR Source is passed on for the mirror through the beam splitter.

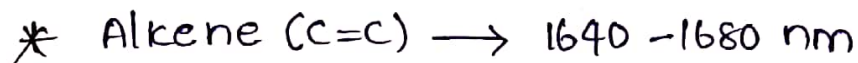
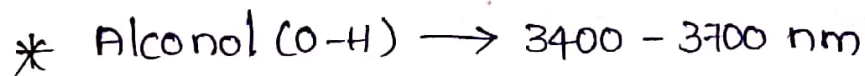
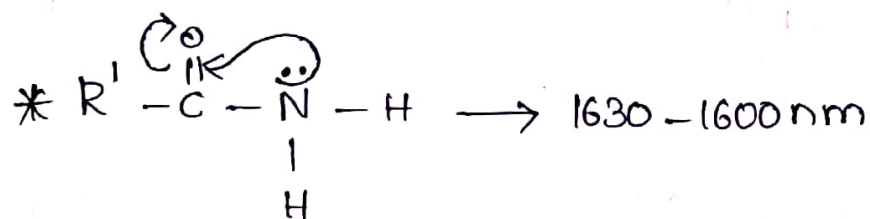
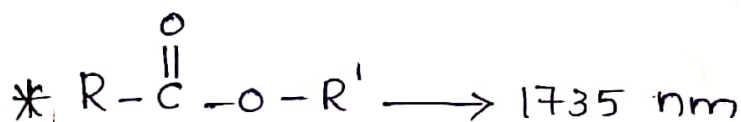
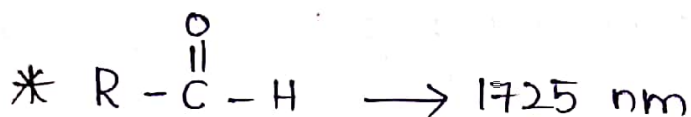
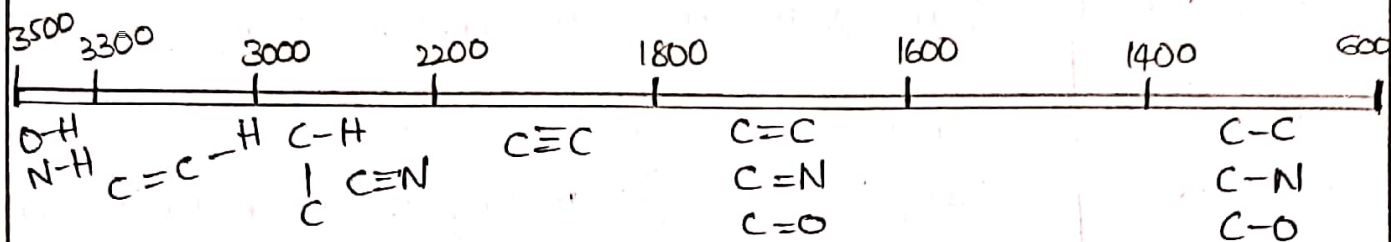


### \*Advantages:-

- 1) Better Sensitivity and brightness
- 2) Allows Simultaneous measurement over the entire wave number range.
- 3) Requires no slit device.
- 4) We can determine even small quantity of analyte.
- 5) Structural studies of cells & Bacterial.
- 6) Identify chemicals from paints, polymers, coatings, drugs, and contaminants.

→ Identify types of chemical bonds in functional groups.

\* IR of Organic Compounds:-

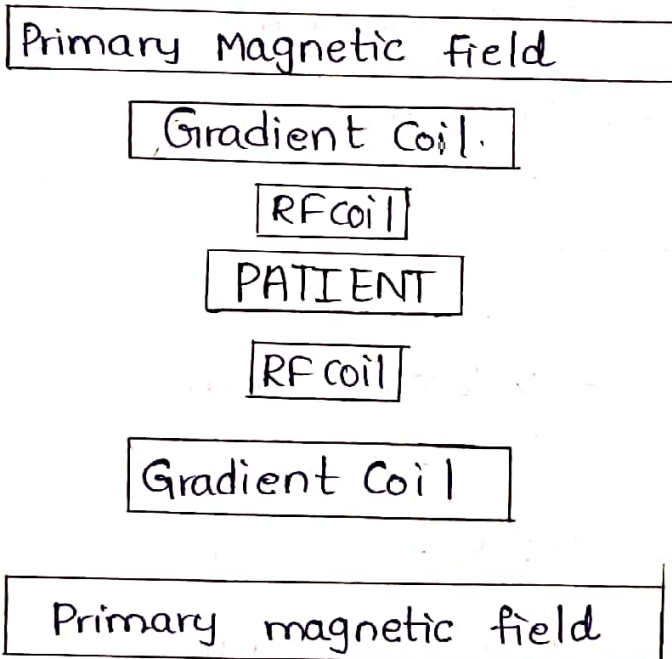


## \* MAGNETIC RESONANCE IMAGING:-

\* Felix Bloch & Edward Purcell - 1946.

\* Raymond Damadian used in medical purpose.

MRI:- "MRI is ideal for diagnosis of conditions in tissues or ligaments. Any type of soft injury in the brain including tumor and in the spine would be better spotted using an MRI"



## \* MRI Components:-

### Super Conducting Magnet:-

They are large magnets that take most of the space in the MRI machine. It creates a powerful magnetic field, strength of superconducting magnetic field is 5000 - 20,000 gauss.

Gradient Magnets:- Variant Magnetic field which allows different parts of the body to be scanned the way from 180 Gauss to 270 gauss.

Coils:- Coils that transmit radiofrequency waves into the patient's body these are different for different body parts.

\*Teeth - Bone  $\rightarrow$   $H_2O$  poor tissue because of these are prepared by calcium.

\* Procedure:-

- 1) patient reclines on the table and is moved into MRI machine.
- 2) patient is moved into active magnetic field.
- 3) Hydrogen atom with in patient's body align in response to magnetic field.
- 4) Radio frequency pulse is directed through coils into body part being scanned.
- 5) Radio frequency causes protons in certain hydrogen atoms to spin at a specific frequency.
- 6) Gradient magnets after the magnetic field following the machine to scan very precise sections of the body
- 7) Radiofrequency pulse is turned off. causing hydrogen protons to release absorbed energy.
- 8) Coils detect the energy released and Sends the data to the Computer which Generates MRI Images.

## \* Advantages:-

- 1) Sectional Images in any plane heart vessels, chambers and valves.
- 2) Sensitive to grey & white matter.
- 3) No use of Ionising radiation.

## Disadvantages:-

- 1) Expensive Machine.
- 2) No Image for Bones & Teeth.
- 3) No Suitable for cardiac pacemakers implants.

## \* COMPUTED TOMOGRAPHY (CT):-

CT scan is ideal for any type of skeletal injuries, if there are bone injuries in the head, spine (or) chest then CT scan is the best way to identify problem.

⇒ X-ray Images are taken from different angles.

## \* Procedure:-

- 1) The patient will need to lie down on a motorized examination table that slides into a doughnut shaped CT scanner machine.
- 2) In most cases the patient will lie on their back, facing up, but, sometimes they may need to lie facedown (or) side ways.
- 3) After One x-ray picture the couch will move slightly and then machine will take another image and so on. The patient needs to lie very still for the best Result.

4) During the scan, everybody except for the patient will leave the room. An intercom will enable two-way communication between the radiographer and the patient.

5) If the patient is child, a parent (or) adult might be allowed to stand (or) sit near by but they will have wear a lead apron to prevent radiation exposure.

#### \* Uses :-

- 1) Soft tissues.
- 2) The pelvis.
- 3) Blood vessels
- 4) lungs.
- 5) Brain
- 6) abdomen.
- 7) Bones.

#### \* Disadvantages :-

- 1) There is a chance to develop cancer less than 1 in 2000.
- 2) Pregnant, breast feeding women avoided
- 3) claustrophobia patients avoided.

prepared by

Saivepalli Venkata Rao

M.Sc B.Ed

UNIT-5  
PART-B

①

NON CONVENTIONAL ENERGY SOURCES AND STORAGE DEVICES

Non conventional energy sources:-

Non conventional energy sources are those energy sources which are renewable and ecologically safe such as solar energy, wind energy, biomass energy, ocean energy, geothermal energy etc. The importance of increasing the use of non-conventional (or) renewable power was recognized in India in the early 1970.

\* Solar energy:- solar energy in India is utilized through photovoltaic route and thermal route

\* Biomass:- power generating systems based on biomass combustion as well as biomass gasification were launched in different places in central India.

\* Wind energy:- Wind energy is used for power generation. Wind generator is used to generate power.

\* Geothermal energy:- Geothermal energy generated from hot springs. It is generated in H.P and Jammu & Kashmir.

\* Energy from urban & industrial waste:- power is generated from urban waste, which is an practice in Timarpur, Delhi and Tamilnadu.

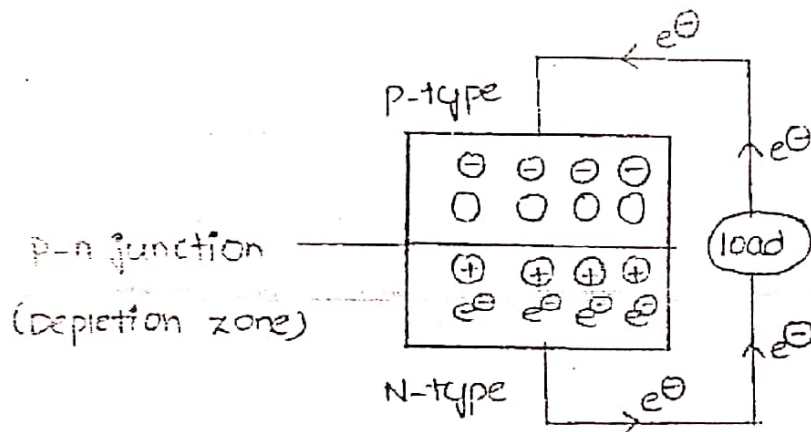
→ Solar cell / photo voltaic cell:-

A device which converts from sun rays into electricity is known as solar cells.



\* solar cells are prepared from semiconductor material like silicon.

\* silicon is doped with 15<sup>th</sup> and group 13<sup>th</sup> elements to produce p-type and n-type semiconductor materials



N-type semiconductor materials results in an excess of electrons and p-type semiconductor materials results in an excess of holes.

Electrons diffuse across the p-n junction from the n-type material creating positive charges in the n-type material.

Holes diffuse across the p-n junction from the p-type material creating negative charge in the p-type material.

### Depletion of ozone:-

The area near the p-n junction is called depletion zone because there are no charge carriers present.

The separated positive and negative charges create an electric field across the depletion zone.

→ When light is absorbed by the semiconductors extra free electrons and holes are created in the electric field makes the electron flow to the n-type material and holes flow to the p-type material.

\* The separation of charges creates a potential difference across the p-n junction electrons flow through an external wire to the p-type material to unite with the holes producing an electric current.

$$I = I_l - I_D - I_{sh}$$

where  $I$  = output current in amperes

$I_l$  = light produced current in amperes

$I_D$  = Diode junction produced current in amperes

$I_{sh}$  = short current released in amperes

Materials used in the preparation of solar cells:

1. crystalline silicons [like - poly silicons, ribbon silicon, mono crystalline silicon]
2. cadmium tellurides
3. copper, Indium, Gallium, selenides [CuInGaSe] ie [CIGS]
4. cadmium, Arsenide multifunction material
5. dye sensitized cells → Ru (Ruthenium), Arsenic
6. organic polymers like poly vinylene, poly propylene, carbon fullerenes

Applications of solar cells:-

1. To generate electricity

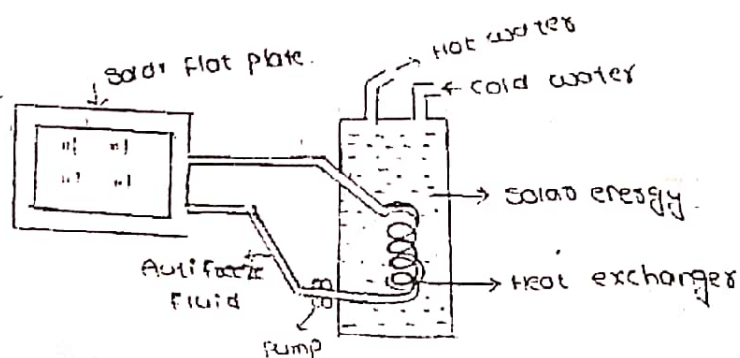
2. To prevent carbon foot print
3. These are used in agriculture sector to supply water from wells.
4. These are used as a water heaters
5. These are also used as a cooling of the water by using evaporation and condensation techniques
6. These are ecologically friendly resources.

### Solar Heaters:

Solar water heaters consists of a storage tank placed above the cylinder at a certain height. the cylinder is connected to copper pipes, which are able to absorb the solar radiations resulting in the heating of the water passing through the copper pipes

### Working:

Water from the storage tank fills into the cylinder and reaches into the copper pipes, which are heated by solar radiations and there will be the formation of hot water. The hot water from the pipes enters the lower portion of the cylinder and reaches to the different sites.

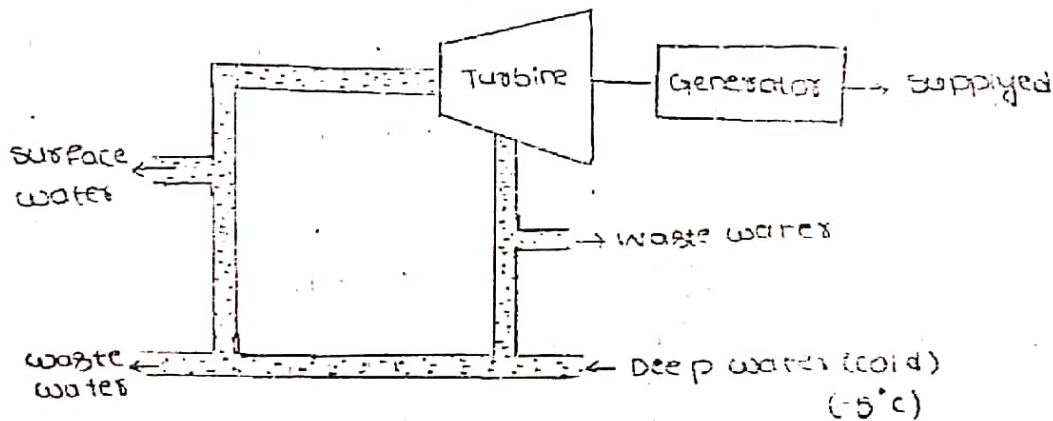


## Ocean Thermal Energy conversion (OTEC):

It is a process that can produce electricity by using the temperature difference between cold ocean water and warm tropical surface water. OTEC plant pumps large quantities of deep cold sea water and surface sea water to run a power cycle and produce electricity. This theory was developed in 1880 and constructed in 1926.

An amount of large quantity of cold water is a by-product, that can be used for air conditioning and refrigeration. There are three types of OTEC systems

- 1) closed cycle
- 2) open cycle
- 3) Hybrid.



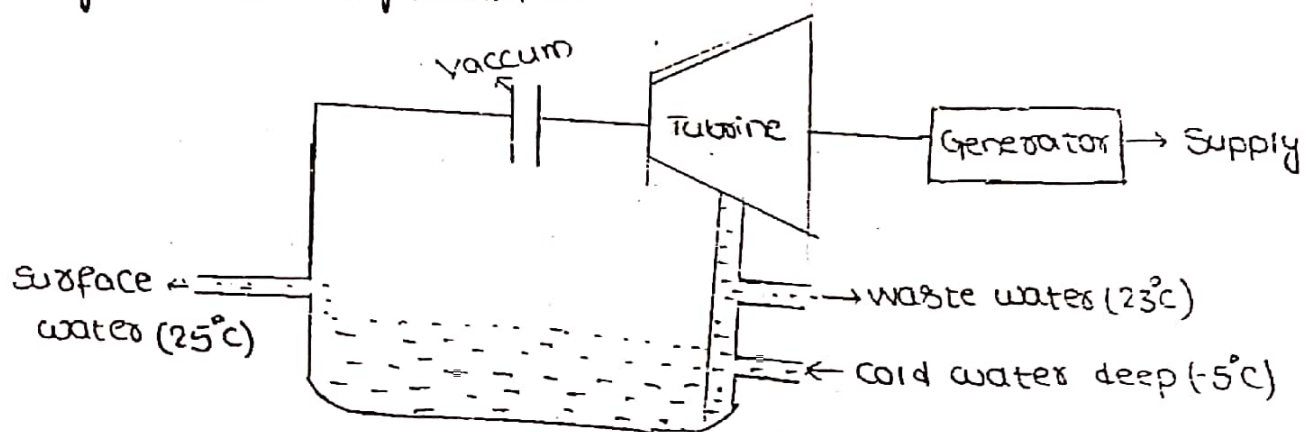
Here in the closed cycle, working fluid is ammonia used to power a turbine to generate electricity.

Warm sea water is pumped to heat exchanger, here the ammonia is vapourised and vapours of ammonia rotates the turbine and generates the electricity. The vapours with ammonia is converted into liquid in the bottom heat exchanger by passing deep cold water and the liquid

ammonia again enters into the top heat exchanger and the finally we will get cold water as byproduct coming from the bottom heat exchanger.

### Open cycle OTEC:

Open cycle OTEC uses warm surface water directly to make electricity. The warm sea water is first pumped into a low pressure container which causes it to boil. In some processes, the expanding steam drives low pressure turbine attached to an electrical generator. The steam leaves its salt and contaminants in the low pressure container to give pure fresh water. It is condensed to a liquid by exposure to cold temperatures from deep-ocean water. This method produces desalinated fresh water suitable for drinking, irrigation and agriculture.



### Hybrid OTEC:-

A hybrid cycle combines the features of closed and open cycle systems. In a hybrid warm sea water enters a vacuum chamber & flash evaporated similar to open

Cycle evaporation process. The steam vaporizes the ammonia working fluid of closed cycle loop on the other side of an ammonia vaporizer. The vaporized fluid then drives a turbine to produce electricity. The steam condenses within the heat exchanger and provides desalinated water

#### \* Tidal And wave power:-

Tidal power is also called tidal energy is a form of hydro power that converts the energy obtained from tides into useful forms of power mainly electricity. The world's first large scale power plant is the Rance tidal power plant in France.

The ocean tides on the earth are ultimately due to gravitational interactions with the moon and sun and the earth's rotation. Tidal power is practically inexhaustible. Movement of tides causes a loss of mechanical energy in the earth moon system due to the pumping of water through natural restriction around coastlines and consequent viscous dissipation at the seabed and turbulence

This loss of energy has caused the rotation of the earth to slow in the 4.5 billion years since its formation. During the last 620 million years. The period of rotation of the earth is slower than the rotation of earth since its formation.

Tidal power is taken from earth's oceanic tides.

The tidal forces are periodic variations in gravitational

attraction exerted by celestial bodies. Due to strong attraction to the oceans, a bulge in the water level is created, causing temporary increase in sea level when sea level is raised, water from the middle of the oceans is forced to move towards the shorelines creating a tide in an unending manner, due to consistent pattern of the moon's orbit around the earth.

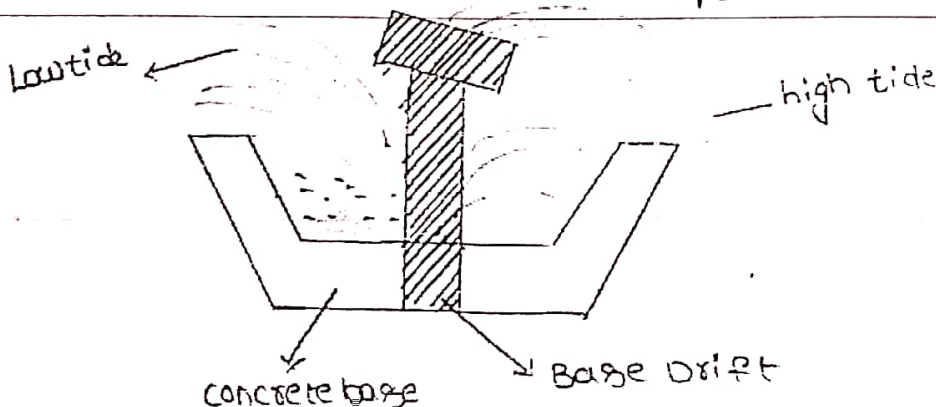
### Tidal steam generator (TSG):-

This method make use of the kinetic energy of moving water to power turbines. These may be horizontal, vertical, open etc. placed near the bottom of the water column.

### Tidal barrage method:-

Tidal barrage is a dam like structure used to capture the energy from masses of water moving in and out of a river due to tidal forces. The temporary increase in the level of the tide is channeled into a large base behind the dam & the potential energy of the tide is converted into mechanical energy to produce electric power through the use of generators.

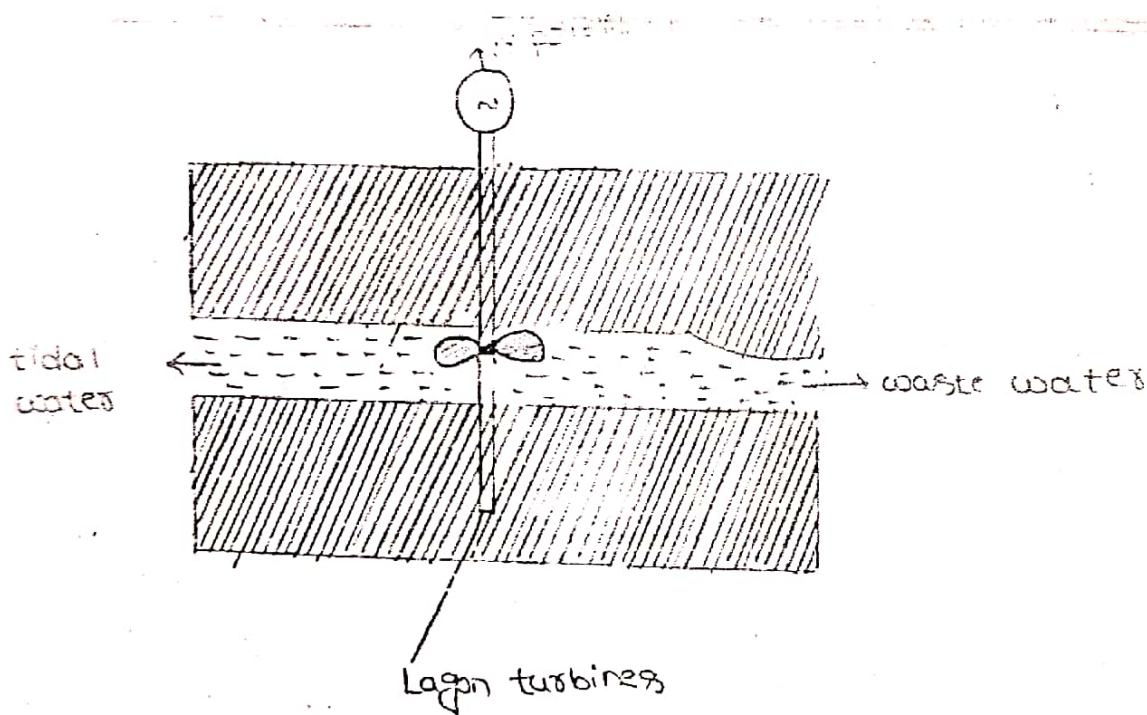
### Dynamic tidal power method:- (DTP)



The interaction between potential and kinetic energies in tidal flows. Long dams are built into the ocean without enclosing an area, leading to a significant water level difference producing low and high tides from which power is generated.

Tidal lagoon method [TL]:

The reservoirs similar to tidal barrages are created called lagoon which can be in double format without





## Hydro Power:-

Flowing water creates energy, that can be captured and turned into electricity. The power available in a river (or) stream depends on the rate at which the water is flowing and the height which it falls down. The hydro schemes are classified into four groups but the basic principle of operation are the same for all.

- \* Large scale :- Where power output is about 2 Mw and above
- \* Mini scale :- Where the power output is about 100 Kw - 2 Kw
- \* Micro scale :- The power output is 5 Kw - 100 Kw
- \* Pico scale :- Where the power output is less than 5 Kw.


The core of a hydro scheme is the turbine, which is rotated by the moving water. Different types of turbines are used depending on the head and flow at the site.

pelton turbines - for low flow of flowwater.

Francis turbines - high flow & cross-flow

propeller turbines - large flow of water

River current turbines are like a wind turbines immersed in water and used to extract power from a large flow of water in river.



A small dam in the river bed directs the water to a settling tank (weir), which allows the silt to settle out of water and the clean water flow into a canal (or) a pipe to a settling tank called forebay which is sited above the power house. The canal can be long. The outlet from the forebay has a screen to trap silt and floating debris. Water flows out p into a pipe called penstock, which is made as steep as possible to transfer water to the turbine. Water leaving the turbine is led into the stream through the outlet pipe.

## Geothermal Energy:-

It is the heat from the earth. It is clean and sustainable. Resources of geothermal energy range from shallow groups to hot water and hot rock found few miles beneath the earth's surface and deeper extremely high temperature molten rock called magma. The first geothermal electricity was produced in Italy in 1904.

To produce geothermal generated electricity wells of 1.6 kms deep (or) more are drilled into the underground reservoirs to tap steam and very hot water that drive turbine which inturn drive electricity generators.

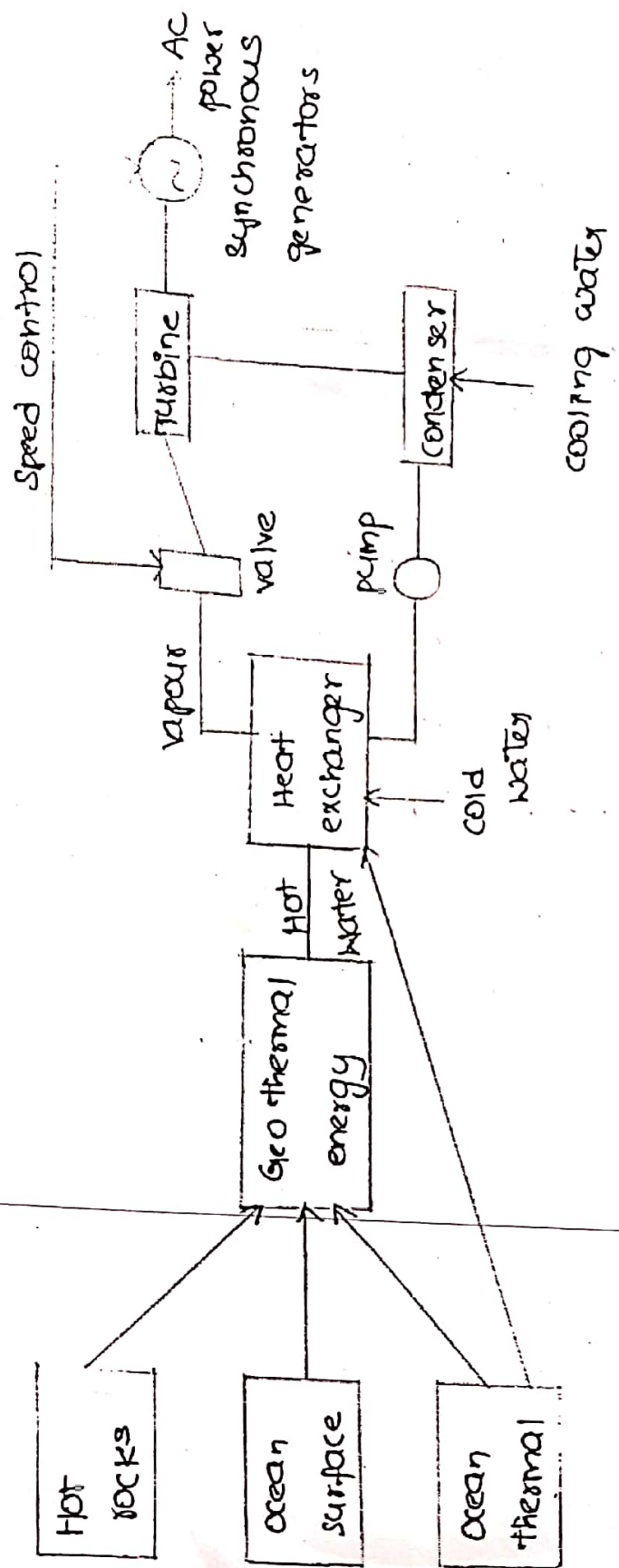
There are 3 types of geothermal power plants

\* Dry steam:- Dry steam geothermal generator takes steam out of fractures in the ground and uses it directly to drive turbines.

\* Flash geothermal plants:- It pulls deep, high pressure hot water into cooler. low pressure water. The steam that is produced is used to drive the turbine.

\* Binary geothermal plant:- The hot water is passed by a secondary fluid with much lower boiling point than water, producing vapors of the secondary fluid, which can drive a turbine.

Geothermal plants have advantages over other thermal plants that no fossil fuel is burned no emission of  $CO_2$  and other gases etc



Prepared by  
Sasirepalli. Venkata Rao  
M.Sc B.G.

**I B. Tech II Semester Regular Examinations, December - 2020**  
**ENGINEERING CHEMISTRY**  
(Com. to CE, ME, Agri E)

Time: 3 hours

Max. Marks: 75

**Answer any five Questions one Question from Each Unit**  
**All Questions Carry Equal Marks**

~~~~~

1. a) Discuss emulsion polymerization and explain the stress-strain graph about the mechanical properties of polymers. (8M)  
b) Explain the drawbacks of natural rubber. Discuss vulcanization. (7M)  
Or
2. a) Differentiate rigid and plasticized PVC. Explain the preparation and applications of PVC. (8M)  
b) Discuss glass and aramid fiber reinforced plastics. (7M)
3. a) Discuss (i) Ni-metal hydride cell (ii) lithium ion battery (8M)  
b) Explain the environmental factors affecting the rate of corrosion. (7M)  
Or
4. a) Write a note on special paints. (8M)  
b) Explain electronation and de-electronation in an electrode potential. (7M)
5. a) Explain the refractoriness and refractory under load. (8M)  
b) Discuss sol-gel method for synthesis of nanomaterials. (7M)  
Or
6. a) Explain differential scanning calorimetry (DSC) and its applications. (8M)  
b) Discuss the setting and hardening of cement. (7M)
7. a) Explain the estimation of carbon, hydrogen, nitrogen and sulphur present in coal and write its significance. (8M)  
b) Write notes on octane and cetane number. (7M)  
Or
8. a) Explain Thermal cracking. Give reasons why catalytic cracking better than thermal cracking? (8M)  
b) Discuss with a neat labeled diagram Fischer Tropsch method. (7M)
9. a) Describe the process involved in treatment of industrial waste water. (8M)  
b) Define hardness and its types. How can it be removed? Calculate the hardness of water containing  $\text{Mg}(\text{HCO})_3 = 36.5 \text{ ppm}$ ,  $\text{MgCl}_2 = 19.0 \text{ ppm}$ ,  $\text{CaCO}_3 = 40 \text{ ppm}$ ,  $\text{CaCl}_2 = 44.4 \text{ ppm}$ . (7M)

Or

Code No: R19BS1210

**R19**

**SET - 1**

10. a) Describe ion-exchange process for softening of hard water. (8M)
- b) Explain priming, foaming and remedies to minimize them. (7M)



Code No: R19BS1210

**R19**

**SET - 2**

**I B. Tech II Semester Regular Examinations, December - 2020**

**ENGINEERING CHEMISTRY**

(Com. to CE, ME, Agri E)

Time: 3 hours

Max. Marks: 75

---

**Answer any five Questions one Question from Each Unit**  
**All Questions Carry Equal Marks**

---

1. a) Explain any two methods which can be used for preparation of thermoplastics. (8M)  
b) Differentiate synthetic and natural rubber? Give the preparation and uses of two synthetic rubbers. (7M)

Or

2. a) Explain biomedical polymers and their applications. (8M)  
b) Describe p-type and n-type of conducting polymers. (7M)

3. a) Explain (i) differential aeration (ii) stress corrosion (8M)  
b) Discuss the working of H<sub>2</sub>-O<sub>2</sub> and methanol-oxygen fuel cell. (7M)

Or

4. a) Explain different methods involved in surface preparation of the base metal. (8M)  
b) Discuss the working of glass electrode. (7M)

5. a) Discuss the manufacture of Portland cement. (8M)  
b) Explain how nanomaterials can be characterized. (7M)

Or

6. a) Outline (i) cloud and pour point (ii) aniline point (iii) oiliness (iv) flash and fire point. (8M)  
b) Explain the preparation of fullerenes and its applications. (7M)

7. a) Describe fixed bed catalytic cracking with a neat sketch diagram. (8M)  
b) Discuss the importance of ethanol, LPG, CNG as alternative fuels. (7M)

Or

8. a) Describe flue gas analysis by Orsat apparatus. (8M)  
b) Discuss the various methods involved during refining of petroleum. (7M)

9. a) Explain the complexometric method for determination of hardness. (8M)  
b) Differentiate between zeolite process and ion-exchange process. (7M)

|||||

Code No: R19BS1210

**R19**

SET - 2

10. a) Discuss the disadvantages of using hard water in boilers and domestic use. (8M)
- b) Write notes on boiler corrosion. (7M)





Code No: R19BS1210

**R19**

**SET - 3**

**I B. Tech II Semester Regular Examinations, December - 2020**

**ENGINEERING CHEMISTRY**

(Com. to CE, ME, Agri E)

Time: 3 hours

Max. Marks: 75

---

**Answer any five Questions one Question from Each Unit**  
**All Questions Carry Equal Marks**

---

1. a) Discuss on the various biopolymers. (8M)  
b) Explain how e-plastic waste can be recycled. (7M)
- Or
2. a) Explain the moulding technique involved in preparation of bottles. (ii) Discuss the properties of carbon fiber reinforced plastics. (8M)  
b) Briefly discuss the preparation, applications and properties of polyurethanes. (7M)
3. a) Explain the nature of metal affecting the rate of corrosion. (8M)  
b) Discuss the uses of electrochemical series. (7M)
- Or
4. a) Differentiate (i) anodic and cathodic coatings (ii) electro and electroless plating (8M)  
b) Explain construction and working of concentration cell. (7M)
5. a) Write the classification of refractories with examples. (8M)  
b) Discuss the preparation of carbon nanotubes. (7M)
- Or
6. a) Explain about (i) thermal spalling (ii) extreme pressure lubrication (iii) silica and alumina ratio. (8M)  
b) Discuss differential thermal analysis (DTA) and its applications. (7M)
7. a) Describe proximate analysis of coal and its significance. (8M)  
b) Discuss calorific value. Calculate the HCV and LCV of the coal having the following composition C = 71%, H = 9 %, O = 4%, N = 9 %, S = 5% and remaining ash. (7M)
- Or
8. a) Explain fluid bed catalytic cracking with a labeled flow diagram. (8M)  
b) Discuss Natural gas and Bio-diesel. (7M)
9. a) Explain zeolite process for softening of hard water with a neat sketch. (8M)  
b) List out the causes for scale formation, and how they can be minimized. (7M)

|||||

Or

Code No: R19BS1210

**R19**

**SET - 3**

10. a) Discuss the various internal treatments methods used for purification of hard water. (8M)
- b) Write notes on break-point chlorination and reverse osmosis. (7M)



**I B. Tech II Semester Regular Examinations, December - 2020**  
**ENGINEERING CHEMISTRY**  
 (Com. to CE, ME, Agri E)

Time: 3 hours

Max. Marks: 75

**Answer any five Questions one Question from Each Unit**  
**All Questions Carry Equal Marks**

- ~~~~~
1. a) Discuss the role of plasticizers, resins, fillers, stabilizers in compounding of plastics. (8M)
  - b) State the importance of biomedical polymers and give examples. (7M)

Or

  2. a) Explain the preparation, applications and properties of thiokol and bakelite. (8M)
  - b) Discuss (i) how polymers are prepared by suspension polymerization (ii) mention the advantages of biodegradable polymers. (7M)
  3. a) Discuss the standard hydrogen electrode and calomel electrode. (8M)
  - b) Explain how proper design helps in controlling corrosion. (7M)

Or

  4. a) Discuss any one mechanism of corrosion. (8M)
  - b) Explain (i) Zn-air batteries (ii) dry cell (7M)
  5. a) Explain thin-film and thick-film lubrication methods. (8M)
  - b) Discuss thermogravimetric analysis (TGA) and its applications. (7M)

Or

  6. a) Explain the reasons for (i) failure of refractory (ii) deterioration of cement concrete. (8M)
  - b) Explain the types of nanotubes and explain the applications of nanotubes. (7M)
  7. a) Discuss Bergius method for synthesis of petroleum. (8M)
  - b) Explain how moisture, volatile matter and ash can be determined and write their significance. (7M)

Or

  8. a) Write notes on petrol knocking and diesel knocking. Mention the anti-knocking agents added to reduce knocking in both. (8M)
  - b) Write notes on rocket fuels. (7M)
  9. a) Discuss how caustic embrittlement is formed in boilers and the methods to reduced it. (8M)
  - b) Write the specifications or essential requirements of Portable water. (7M)

Code No: R19BS1210

**R19**

**SET - 4**

10. a) Describe the steps involved in purification of municipal water. (8M)
- b) Explain electro dialysis method for desalination of brackish water. (7M)



**I B. Tech II Semester Supplementary Examinations July/August -2021****ENGINEERING CHEMISTRY**

(Com. to CE, ME, Agri E)

Time: 3 hours

Max. Marks: 75

**Answer any five Questions one Question from Each Unit  
All Questions Carry Equal Marks**

1. a) Write the structure, preparation and applications of Thiokol rubber. (8M)
- b) What are conducting and bio degradable polymers? (7M)

**Or**

2. a) Write the preparation, properties and application of Buna-S rubber (8M)
- b) Give an account on fiber reinforced plastics. (7M)

3. a) How batteries are classified and differentiate them. Give the characteristics of a battery. (8M)
- b) Give an account on zinc air cells and lithium ion batteries. (7M)

**Or**

4. a) Define corrosion and explain the theories of corrosion. (8M)
- b) Write a short note on differential aeration corrosion and explain the factors influencing the rate of corrosion. (7M)
5. a) i) Briefly describe about graphene and fullerenes and write their applications. (8M)  
ii) Explain how nanoparticles are prepared through sol gel method.

- b) What are carbon nanotubes. Write about their types, preparations and applications. (7M)

**Or**

6. a) Write Definition, Mechanism and Properties of lubricants. (8M)
- b) What are the constituents of cement and give an account on LSF and AR. (7M)
7. a) How to synthesise petrol through Fischer Tropsch and Bergius process. (8M)
- b) Explain calorific value and write about the fuel gas analysis by Orsat apparatus (7M)

**Or**

8. a) What is diesel knocking and petrol knocking? Give an account on octane and cetane rings. (8M)
- b) Write an about on LPG and CNG. (7M)
9. a) Mention and explain hardness of water and determine of hardness of water using complexometric method. (8M)
- b) What are the steps involved in purification of water and write about break point chlorination- desalination process. (7M)
- Or**
10. a) Briefly describe softening of hard water. (8M)
- b) Specify the treatment of industrial waste water and portable water (7M)

**I B. Tech II Semester Regular Examinations, September- 2021**  
**ENGINEERING CHEMISTRY**  
(Comm. to CE, ME, Agri E)

Time: 3 hours

Max. Marks: 70

**Answer any five Questions one Question from Each Unit**  
**All Questions Carry Equal Marks**

~~~~~

**UNIT-I**

- 1 a) Define polymerization. Explain emulsion polymerization and mention its advantages. (7M)  
b) Explain preparation and application of BUNA-S and polycarbonates. (7M)

Or

- 2 a) Discuss the recycling of e-plastic waste and mention its advantages. (7M)  
b) When does a polymer conduct electricity? Explain n-doped conducting polymers. (7M)

**UNIT-II**

- 3 a) What is electrode potential? Explain determination of single electrode potential. (7M)  
b) Discuss electrochemical theory of corrosion. (7M)

Or

- 4 a) Define battery. Explain working principle involved in zinc-air cell with neat sketch. (7M)  
b) Explain (i) electroplating (ii) electroless plating of nickel. (7M)

**UNIT-III**

- 5 a) Define nanomaterials. Explain preparation of metal oxides by sol-gel method. (7M)  
b) Explain manufacturing of cement. (7M)

Or

- 6 a) Discuss the instrumentation and applications of TGA (7M)  
b) Explain thin film and thick film lubrication. (7M)

**UNIT-IV**

- 7 a) Define calorific value. Differentiate the higher and lower calorific values. (7M)  
b) Explain flue gas analysis by Orsat apparatus. (7M)

Or

- 8 a) A coal has the following composition by weight: C = 90%, O = 3 %, S = 0.5%, N= 0.5%, H = 4% and remaining ash. Calculate the net and gross calorific value of coal. Latent heat of steam = 587 cal/g. (7M)  
b) Explain synthesis of petrol by Bergius process. (7M)

**UNIT-V**

- 9 a) What is hardness of water? Mention its units and types of hardness. (7M)  
b) Write notes on (i) break-point chlorination (ii) reverse osmosis (7M)

Or

- 10 a) Explain softening of hard water by cation and anion exchange resins. (7M)  
b) Discuss in detail about boiler corrosion. (7M)

